

## Performance in General

Table 1

**G.C.E. (O.L.) Examination 2002-2006**  
**Percentage of School Candidates Qualified for G.C.E.(A.L.)**

Year	2002	2003	2004	2005	2006
No. Sat (5 or More subjects)	305518	300205	299516	307771	296358
Qualified for (A.L.) %	41.51	44.01	45.04	47.72	48.70

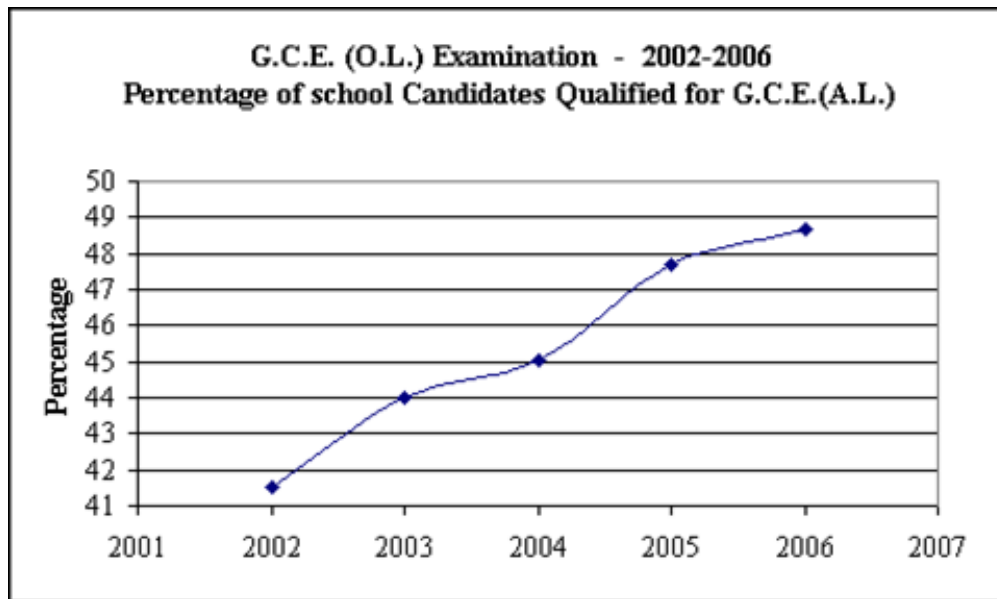
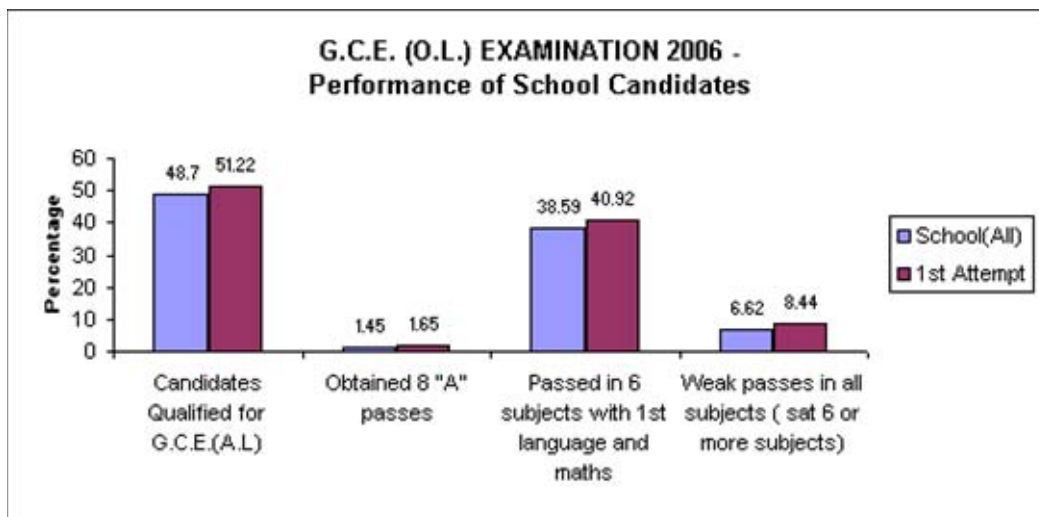


Table 2

**G.C.E. (O.L.) EXAMINATION 2006  
PERFORMANCE OF SCHOOL CANDIDATES - ALL ISLAND**

Description	School Candidates (All)		School Candidates (1 <sup>st</sup> Attempt)	
	No.	%	No.	%
Candidates Sat for 5 Or more subjects	296358		259741	
Candidates Qualified for G.C.E.(A.L)	144333	48.7	133048	51.22
Obtained 8 "A" passes	4294	1.45	4294	1.65
Passed in 6 subjects with 1st language and maths	114376	38.59	106289	40.92
Weak passes in all subjects who ( sat 6 or more subjects)	22718	6.62	21963	8.44

**Figure 2**



**G.C.E.(O.L.)Examination 2006**  
**Zonalwise Performance of School Candidates (1<sup>st</sup> Attempt)**

Educational Zone	No. Sat for 5 or More Subjects	Qualified for G.C.E. (A.L)		Obtained 8 'A' s		Passed in 6 with 1 <sup>st</sup> Lan. & Maths		Passed in 6		Failed in All	
		No.	%	No.	%	No.	%	No.	%	No.	%
Colombo	14044	10059	71.62	1017	7.24	9122	64.95	973	6.52	632	4.49
Homagama	5098	2932	57.51	49	0.96	2373	46.55	492	9.64	352	6.90
Sri Jaya' pura	5736	3670	63.98	139	2.42	3028	52.79	546	9.50	299	5.20
Piliyandala	3237	1923	59.41	67	2.07	1620	50.05	310	9.55	193	5.95
Gampaha	6398	4004	62.58	270	4.22	3442	53.80	571	8.91	412	6.43
Minuwangoda	4814	2385	49.54	22	0.46	1883	39.12	460	9.54	456	9.45
Negombo	5503	2925	53.15	51	0.93	2401	43.63	543	9.84	321	5.82
Kelaniya	5740	3081	53.68	50	0.87	2442	42.54	639	11.12	419	7.29
Kalutara	6601	3502	53.05	101	1.53	2862	43.36	653	9.88	560	8.47
Matugama	2707	1342	49.58	29	1.07	1040	38.42	271	10.01	265	9.79
Horana	3632	2150	59.2	72	1.98	1657	45.62	415	11.39	219	6.01
Kandy	6085	4260	70.01	392	6.44	3591	59.01	503	8.26	259	4.25
Denuwara	1975	932	47.19	6	0.30	640	32.41	239	12.08	198	10.01
Gampola	3179	1293	40.67	7	0.22	965	30.36	310	9.74	413	12.98
Teldeniya	1864	638	34.23	4	0.21	481	25.80	191	10.22	288	15.42
Waththegama	2322	1042	44.88	5	0.22	779	33.55	254	10.92	204	8.77
Katugastota	3501	1817	51.9	63	1.80	1388	39.65	378	10.79	301	8.59
Matale	3076	1657	53.87	67	2.18	1339	43.53	334	10.85	233	7.57
Galewala	2120	778	36.7	2	0.09	512	24.15	255	12.00	372	17.51
Naula	479	178	37.16	0	0.00	135	28.18	60	12.50	51	10.63
Wilgamuwa	711	175	24.61	0	0.00	108	15.19	62	8.72	193	27.14
Nuwara Eliya	2051	775	37.79	9	0.44	552	26.91	226	11.00	158	7.69
Kotmale	1331	554	41.62	10	0.75	412	30.95	132	9.92	148	11.12
Hatton	2263	816	36.06	5	0.22	710	31.37	203	8.96	214	9.45
Walapane	1526	394	25.82	3	0.20	287	18.81	109	7.12	326	21.31
Hanguranketha	1550	674	43.48	8	0.52	521	33.61	146	9.41	206	13.28
Galle	6504	4042	62.15	279	4.29	3488	53.63	594	9.13	442	6.79
Elpitiya	3032	1379	45.48	13	0.43	1128	37.2	325	10.7	357	11.76
Ambalangoda	3493	1848	52.91	96	2.75	1591	45.55	331	9.44	398	11.35
Udugama	1902	887	46.64	1	0.05	638	33.54	234	12.29	204	10.71
Matara	4944	3018	61.04	183	3.7	2609	52.77	464	9.38	348	7.03
Akuerssa	2158	1065	49.35	16	0.74	893	41.38	234	10.81	184	8.5
Mulatiyana	2328	1109	47.64	7	0.3	827	35.52	298	12.77	265	11.35
Morawaka	2428	1045	43.04	8	0.33	776	31.96	271	11.14	302	12.42
Tangalle	2600	1359	52.27	38	1.46	956	36.77	323	12.39	230	8.83
Hambantota	3951	1648	41.71	17	0.43	1228	31.08	434	10.95	500	12.62
Walasmulla	2705	1449	53.57	43	1.59	1149	42.48	332	12.24	174	6.42
Jaffna	3130	1909	60.99	65	2.08	1720	54.95	314	10.02	129	4.11
Islands	479	217	45.3	0	0	177	36.95	68	14.2	29	6.05
Thenmarachchi	933	461	49.41	7	0.75	359	38.48	105	11.25	63	6.75
Valikamam	2450	1303	53.18	15	0.61	1028	41.96	285	11.62	100	4.08
Vadamarachchi	1526	788	51.64	16	1.05	665	43.58	171	11.2	117	7.66
Kilinochchi	1548	551	35.59	2	0.13	404	26.1	124	7.99	126	8.12
Mannar	884	484	54.75	6	0.68	372	42.08	129	14.58	9	1.02
Madu	203	67	33.00	0	0	37	18.23	18	8.87	2	0.99
Vavuniya	1766	1090	61.72	41	2.32	857	48.53	225	12.74	34	1.93
Vavuniya North	263	151	57.41	0	0	82	31.18	43	16.35	7	2.66
Mullaitivu	903	355	39.31	0	0	251	27.8	97	10.73	59	6.53

Thunukkai	364	128	35.16	0	0	83	22.8	41	11.23	29	7.95
Batticaloa	1111	487	43.83	5	0.45	362	32.58	111	9.91	81	7.23
Kalkudah	934	374	40.04	1	0.11	243	26.02	108	11.54	33	3.53
Paddirippu	3076	1730	56.24	65	2.11	1375	44.7	362	11.73	129	4.18
Ampara	2199	1017	46.25	13	0.59	746	33.92	246	11.17	177	8.04
Kalmunai	1825	867	47.51	19	1.04	714	39.12	221	12.1	90	4.93
Sammanthurai	669	341	50.97	3	0.45	294	43.95	113	16.84	15	2.24
Mahaoya	446	170	38.12	0	0	114	25.56	58	13	28	6.28
Dehiattakandiya	831	409	49.22	2	0.24	276	33.21	121	14.56	54	7.1
Akkaraipattu	1841	1050	57.03	29	1.58	919	49.92	237	12.82	57	3.08
Trincomalee	1582	865	54.68	28	1.77	740	46.78	185	11.61	70	4.39
Matur	1456	553	37.98	1	0.07	335	23.01	185	12.65	109	7.45
Kantale	1084	383	35.33	1	0.09	272	25.09	114	10.5	130	1.97
Kurunegala	5196	3300	63.51	162	3.12	2675	51.48	528	10.15	292	5.62
Kuliyaipitiya	3633	2203	60.64	29	0.8	1653	45.5	435	11.97	152	4.18
Nikaweratiya	2816	1493	53.02	8	0.28	1043	37.04	343	12.18	178	6.32
Maho	3459	1421	41.08	8	0.23	1045	30.21	393	11.35	354	10.22
Giriulla	3662	2052	56.03	23	0.63	1586	43.31	443	12.09	222	6.06
Ibbagamuwa	2896	1363	47.06	14	0.48	958	33.08	339	11.68	323	11.13
Puttalam	3934	1581	40.19	15	0.38	1135	28.85	442	11.21	294	7.45
Chilaw	4595	2499	54.39	62	1.35	2054	44.7	492	10.69	224	5.63
Anuradhapura	3731	1832	49.1	71	1.9	1577	42.27	354	9.48	413	11.05
Tambuttegama	2294	873	38.06	2	0.09	639	27.86	260	11.31	279	12.14
Kekirawa	2227	913	41.00	6	0.27	627	28.15	263	11.78	245	10.98
Galenbidunuwewa	1515	511	33.73	0	0	372	24.55	179	11.8	184	12.13
Kebithigollewa	1660	579	34.88	1	0.06	443	26.69	203	12.19	222	13.33
Polonnaruwa	1591	810	50.91	30	1.89	664	41.73	186	11.66	154	9.66
Hingurakgoda	2362	950	40.22	8	0.34	696	29.47	253	10.68	337	14.23
Dimbulagala	1368	434	31.73	0	0	289	21.13	153	11.16	222	16.19
Badulla	3558	1662	46.71	31	0.87	1274	35.81	402	11.3	319	8.97
Bandarawela	2938	1542	52.48	30	1.02	1302	44.32	275	9.34	164	5.57
Mahiyanganaya	1903	702	36.89	0	0	506	26.59	189	9.92	289	15.16
Welimada	2416	989	40.94	0	0	749	31	270	11.17	227	9.39
Passara	1007	350	34.76	3	0.3	255	25.32	90	8.93	95	9.42
Monaragala	2207	813	36.84	11	0.5	603	27.32	241	10.88	381	17.19
Wellawaya	3149	1170	37.15	8	0.25	829	26.33	348	11.01	542	17.15
Bibile	1611	549	34.08	3	0.19	437	27.13	156	9.64	260	16.07
Ratnapura	6276	3233	51.51	105	1.67	2713	43.23	625	9.94	594	9.44
Balangoda	3145	1399	44.48	20	0.64	1056	33.58	354	11.23	339	10.76
Nivitigala	2668	1019	38.19	8	0.3	817	30.62	294	11	332	12.42
Embilipitiya	4047	1651	40.80	15	0.37	1251	30.91	413	10.16	575	14.15
Kegalle	4231	2615	61.81	115	2.72	2105	49.75	481	11.36	273	6.45
Mawanella	3436	1785	51.95	25	0.73	1378	40.1	393	11.41	271	7.87
Dehiowita	3104	1366	44.01	4	0.13	930	29.96	353	11.37	284	9.14
Pirivena	1048	459	43.8	4	0.38	342	32.63	135	12.81	70	6.64
Blind	42	6	14.29	0	0	2	4.76	3	6.82	10	22.73
<b>Island</b>	<b>259741</b>	<b>133048</b>	<b>51.22</b>	<b>4294</b>	<b>1.65</b>	<b>106289</b>	<b>40.92</b>	<b>27159</b>	<b>10.44</b>	<b>21963</b>	<b>8.44</b>

Figure 3

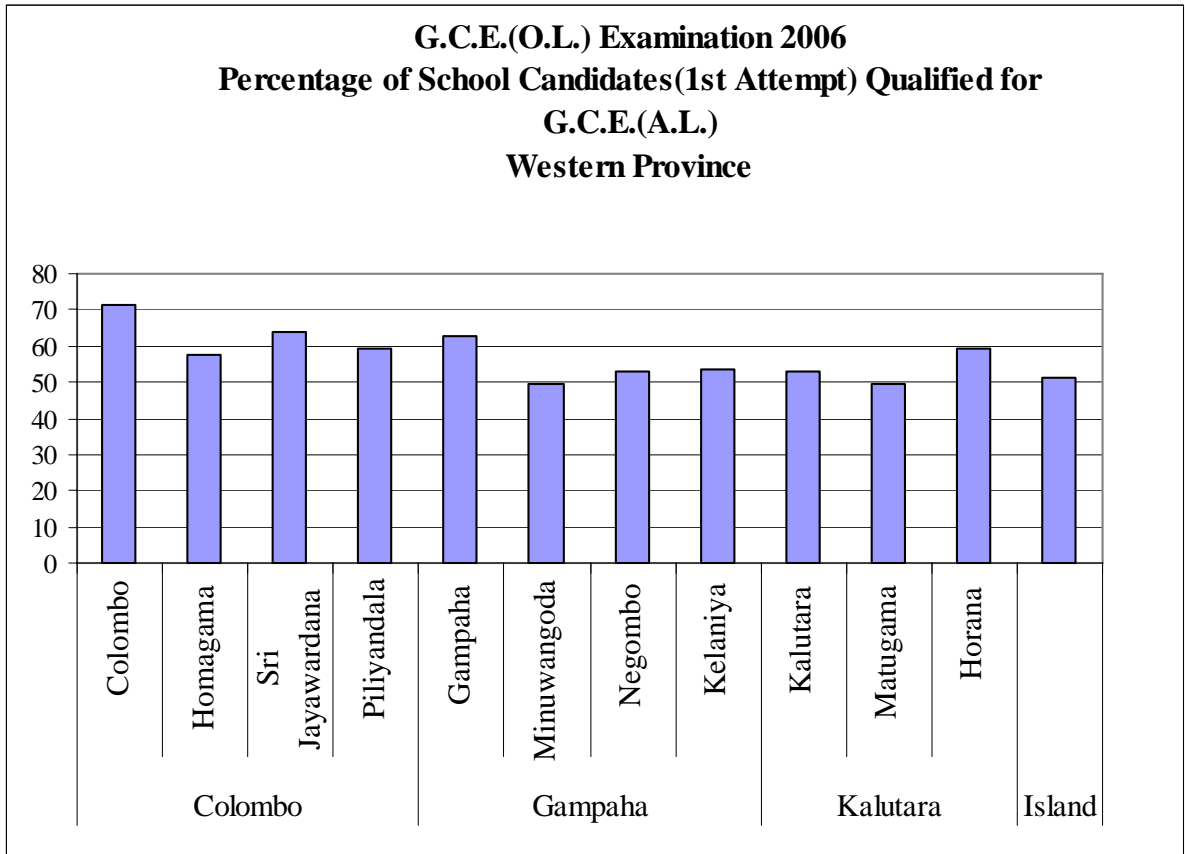


Figure 4

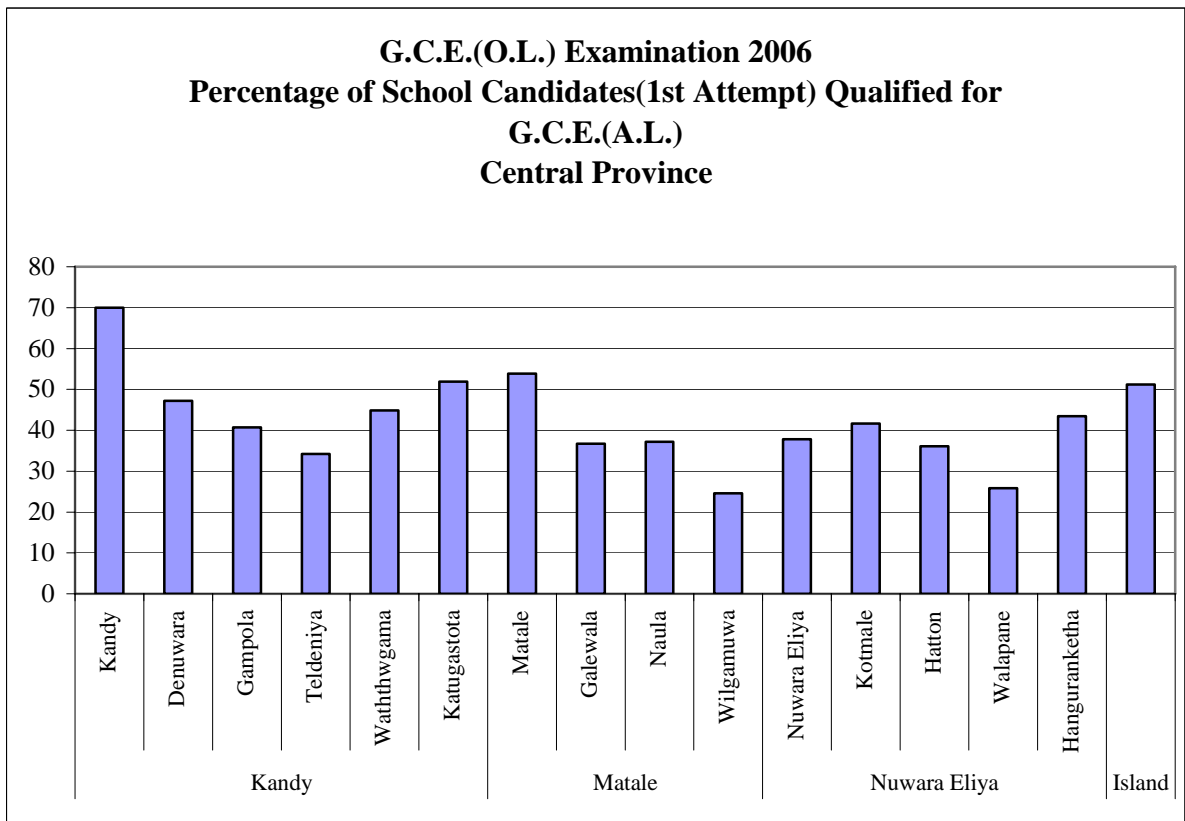


Figure 5

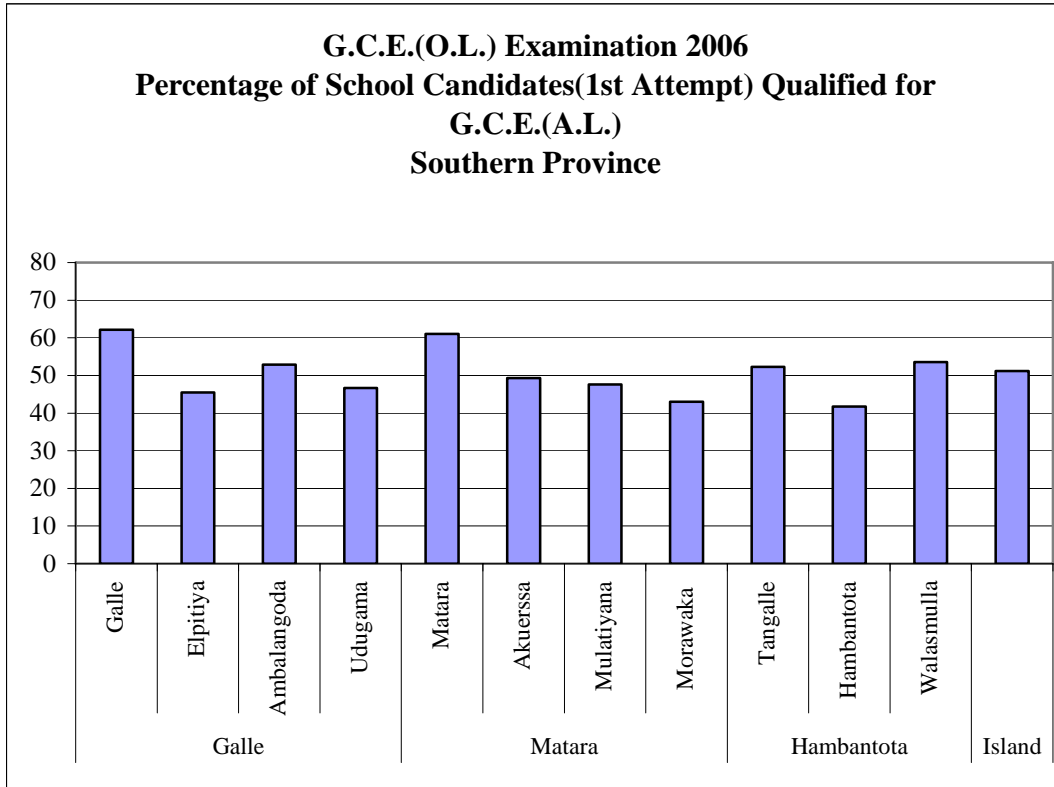


Figure 6

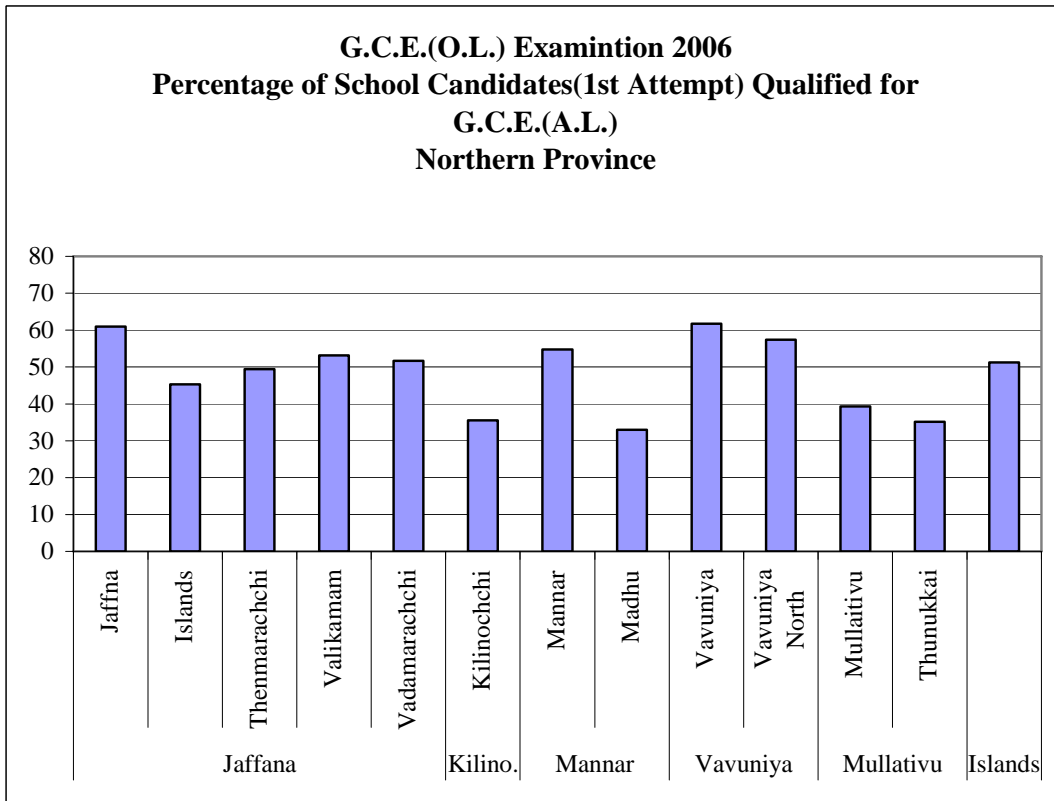


Figure 7


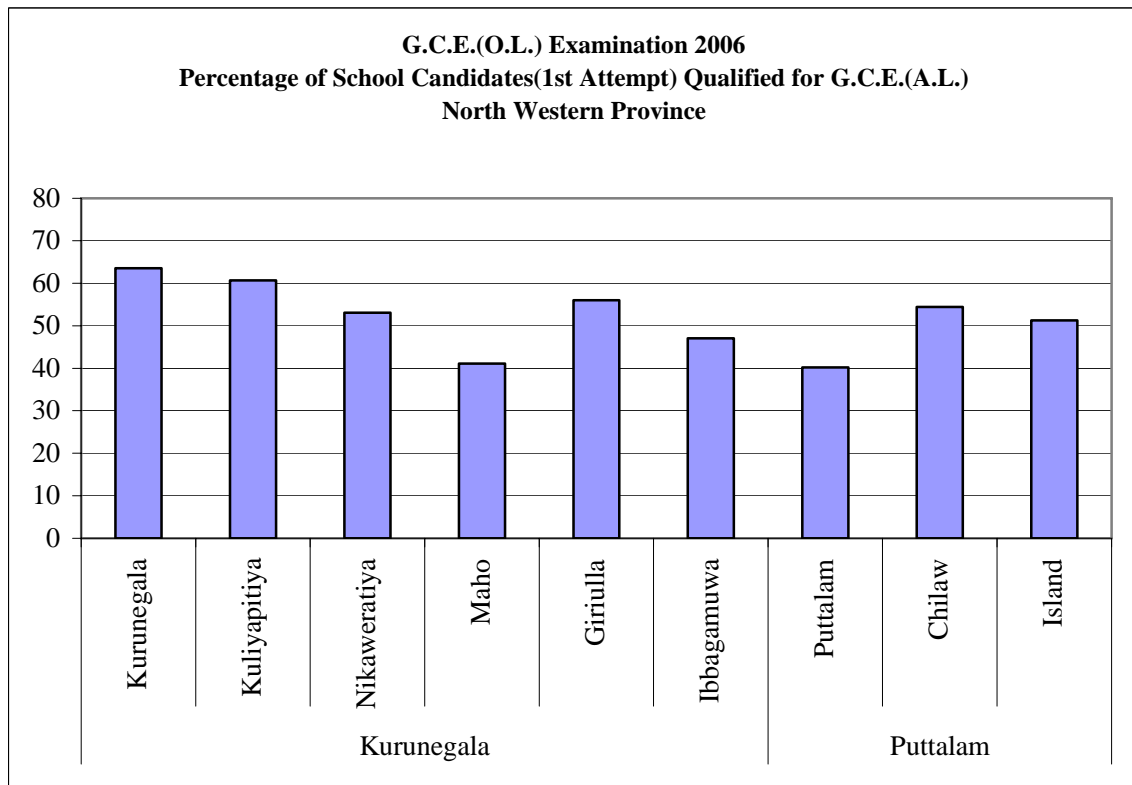
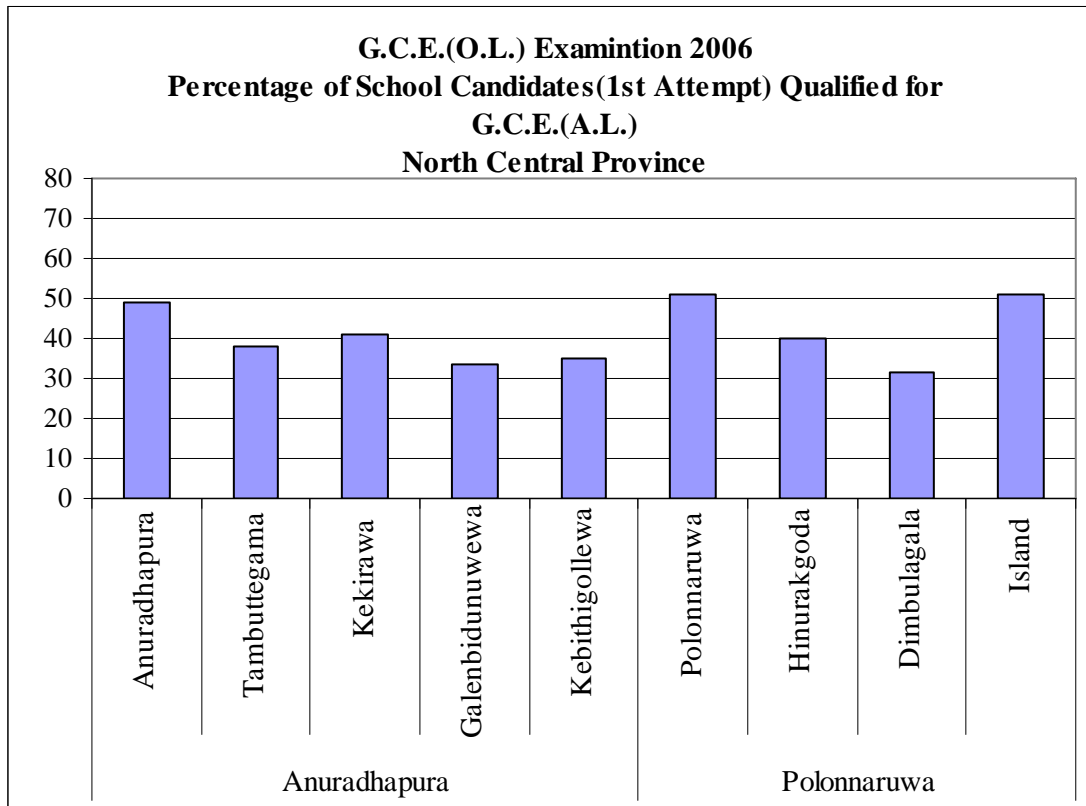


Figure 8



**Figure 9**



**Figure 10**






Figure 11

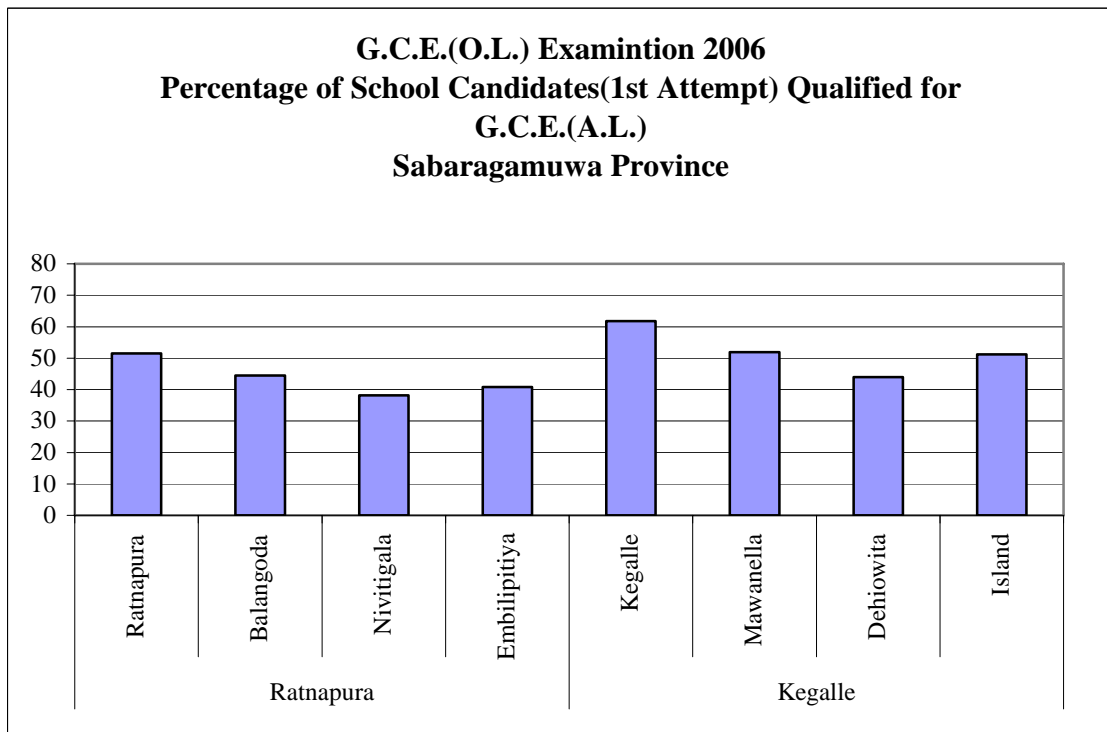


Figure 12

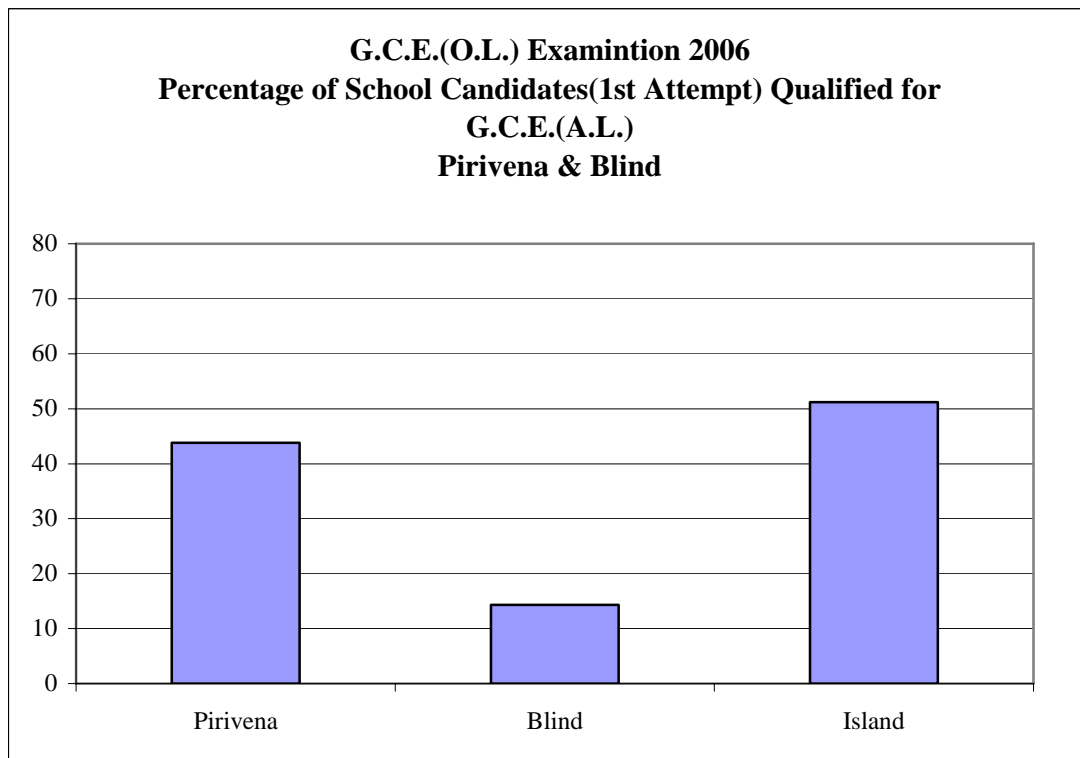


Table 3.1

**G.C.E. (O.L.) Examination - 2006**  
**Performance of School Candidates - Zonalwise**

**No. of Schools According to the Percentage of Candidates Qualified for G.C.E.(A.L.) - First Attempt**

Zone	No. of Schools	75%-100%		50%-74%		25%-49%		01%-24%		0%	
		NO.	%	NO.	%	NO.	%	NO.	%	NO.	%
Colombo	137	33	24.1	20	14.6	40	29.2	35	25.5	9	6.6
Homagama	96	8	8.3	24	25.0	44	45.8	17	17.7	3	3.1
Sri Jaya' pura	82	12	14.6	19	23.2	37	45.1	10	12.2	3	3.7
Piliyandala	54	5	9.3	8	14.8	23	42.6	14	25.9	4	7.4
Gampaha	103	9	8.7	21	20.4	50	48.5	19	18.4	4	3.9
Minuwangoda	108	5	4.6	15	13.9	53	49.1	32	29.6	3	2.8
Negombo	85	8	9.4	13	15.3	51	60.0	12	14.1	1	1.2
Kelaniya	86	5	5.8	15	17.4	44	51.2	20	23.3	2	2.3
Kalutara	133	13	9.8	19	14.3	65	48.9	28	21.1	8	6.0
Matugama	84	4	4.8	15	17.9	47	56.0	11	13.1	7	8.3
Horana	79	7	8.9	24	30.4	39	49.4	7	8.9	2	2.5
Kandy	95	19	20.0	22	23.2	28	29.5	17	17.9	9	9.5
Denuwara	63	1	1.6	25	39.7	27	42.9	7	11.1	3	4.8
Gampola	74	1	1.4	14	18.9	27	36.5	25	33.8	7	9.5
Teldeniya	49	1	2.0	4	8.2	24	49.0	18	36.7	2	4.1
Waththegama	62	1	1.6	15	24.2	32	51.6	13	21.0	1	1.6
Katugastota	83	5	6.0	28	33.7	31	37.3	17	20.5	2	2.4
Matale	86	6	7.0	24	27.9	35	40.7	19	22.1	2	2.3
Galewala	55	0	0.0	11	20.0	27	49.1	16	29.1	1	1.8
Naula	22	1	4.5	6	27.3	6	27.3	8	36.4	1	4.5
Wilgamuwa	15	0	0.0	0	0.0	8	53.3	7	46.7	0	0.0
Nuwara Eliya	61	4	6.6	9	14.8	25	41.0	21	34.4	2	3.3
Kotmale	39	0	0.0	12	30.8	17	43.6	10	25.6	0	0.0
Hatton	63	2	3.2	10	15.9	19	30.2	30	47.6	2	3.2
Walapane	30	0	0.0	1	3.3	14	46.7	15	50.0	0	0.0
Hanguranketha	39	1	2.6	4	10.3	19	48.7	14	35.9	1	2.6
Galle	113	11	9.7	24	21.2	48	42.5	18	15.9	12	10.6
Elpitiya	84	3	3.6	17	20.2	34	40.5	26	31.0	4	4.8
Ambalangoda	61	4	6.6	5	8.2	29	47.5	16	26.2	7	11.5
Udugama	46	0	0.0	15	32.6	22	47.8	7	15.2	2	4.3
Matara	93	8	8.6	22	23.7	45	48.4	12	12.9	6	6.5
Akuerssa	56	3	5.4	8	14.3	29	51.8	14	25.0	2	3.6
Mulatiyana	67	3	4.5	22	32.8	30	44.8	9	13.4	3	4.5
Morawaka	53	1	1.9	12	22.6	29	54.7	9	17.0	2	3.8
Tangalle	73	3	4.1	23	31.5	38	52.1	5	6.8	4	5.5

Hambantota	88	0	0.0	14	15.9	41	46.6	30	34.1	3	3.4
Walasmulla	66	2	3.0	14	21.2	40	60.6	7	10.6	3	4.5
Jaffna	55	8	14.5	9	16.4	25	45.5	13	23.6	0	0.0
Islands	30	1	3.3	5	16.7	13	43.3	6	20.0	5	16.7
Thenmarachchi	29	1	3.4	7	24.1	13	44.8	6	20.7	2	6.9
Valikamam	60	5	8.3	19	31.7	24	40.0	10	16.7	2	3.3
Vadamarachchi	47	4	8.5	14	29.8	17	36.2	6	12.8	6	12.8
Kilinochchi	43	0	0.0	5	11.6	29	67.4	7	16.3	2	4.7
Mannar	23	2	8.7	11	47.8	8	34.8	1	4.3	1	4.3
Madu	14	1	7.1	0	0.0	8	57.1	2	14.3	3	21.4
Vavuniya	37	3	8.1	17	45.9	7	18.9	7	18.9	3	8.1
Vavuniya North	15	3	20.0	6	40.0	6	40.0	0	0.0	0	0.0
Mullaitivu	20	0	0.0	4	20.0	10	50.0	6	30.0	0	0.0
Thunukkai	20	1	5.0	2	10.0	10	50.0	4	20.0	3	15.0
Batticaloa	41	4	9.8	5	12.2	14	34.1	12	29.3	6	14.6
Kalkudah	25	2	8.0	5	20.0	8	32.0	9	36.0	1	4.0
Paddirippu	45	8	17.8	11	24.4	23	51.1	2	4.4	1	2.2
Ampara	64	2	3.1	11	17.2	40	62.5	10	15.6	1	1.6
Kalmunai	24	1	4.2	7	29.2	12	50.0	3	12.5	1	4.2
Sammanthurai	12	0	0.0	4	33.3	6	50.0	2	16.7	0	0.0
Mahaoya	14	0	0.0	1	7.1	7	50.0	6	42.9	0	0.0
Dehiattakandiya	27	2	7.4	8	29.6	10	37.0	7	25.9	0	0.0
Akkaraipattu	37	7	18.9	9	24.3	14	37.8	5	13.5	2	5.4
Trincomalee	45	6	13.3	11	24.4	16	35.6	5	11.1	7	15.6
Matur	47	0	0.0	12	25.5	12	25.5	15	31.9	8	17.0
Kantale	41	1	2.4	5	12.2	20	48.8	12	29.3	3	7.3
Kurunegala	98	7	7.1	36	36.7	37	37.8	13	13.3	5	5.1
Kuliyapitiya	111	11	9.9	39	35.1	48	43.2	11	9.9	2	1.8
Nikaweratiya	92	6	6.5	33	35.9	47	51.1	3	3.3	3	3.3
Maho	106	1	0.9	24	22.6	63	59.4	17	16.0	1	0.9
Giriulla	90	5	5.6	25	27.8	43	47.8	12	13.3	5	5.6
Ibbagamuwa	89	5	5.6	18	20.2	48	53.9	14	15.7	4	4.5
Puttalam	121	0	0.0	23	19.0	65	53.7	25	20.7	8	6.6
Chilaw	111	9	8.1	20	18.0	56	50.5	23	20.7	3	2.7
Anuradhapura	87	3	3.4	12	13.8	36	41.4	33	37.9	3	3.4
Tambuttegama	47	0	0.0	4	8.5	29	61.7	11	23.4	3	6.4
Kekirawa	59	2	3.4	7	11.9	33	55.9	13	22.0	4	6.8
Galenbidunuwewa	38	0	0.0	3	7.9	23	60.5	11	28.9	1	2.6
Kebithigollewa	47	0	0.0	3	6.4	29	61.7	11	23.4	4	8.5
Polonnaruwa	38	1	2.6	11	28.9	19	50.0	5	13.2	2	5.3
Hingurakgoda	60	1	1.7	9	15.0	25	41.7	16	26.7	9	15.0
Dimbulagala	35	0	0.0	6	17.1	14	40.0	12	34.3	3	8.6
Badulla	96	6	6.3	20	20.8	43	44.8	22	22.9	5	5.2
Bandarawela	80	8	10.0	16	20.0	26	32.5	25	31.3	5	6.3
Mahiyanganaya	50	0	0.0	2	4.0	30	60.0	17	34.0	1	2.0
Welimada	72	3	4.2	12	16.7	34	47.2	20	27.8	3	4.2

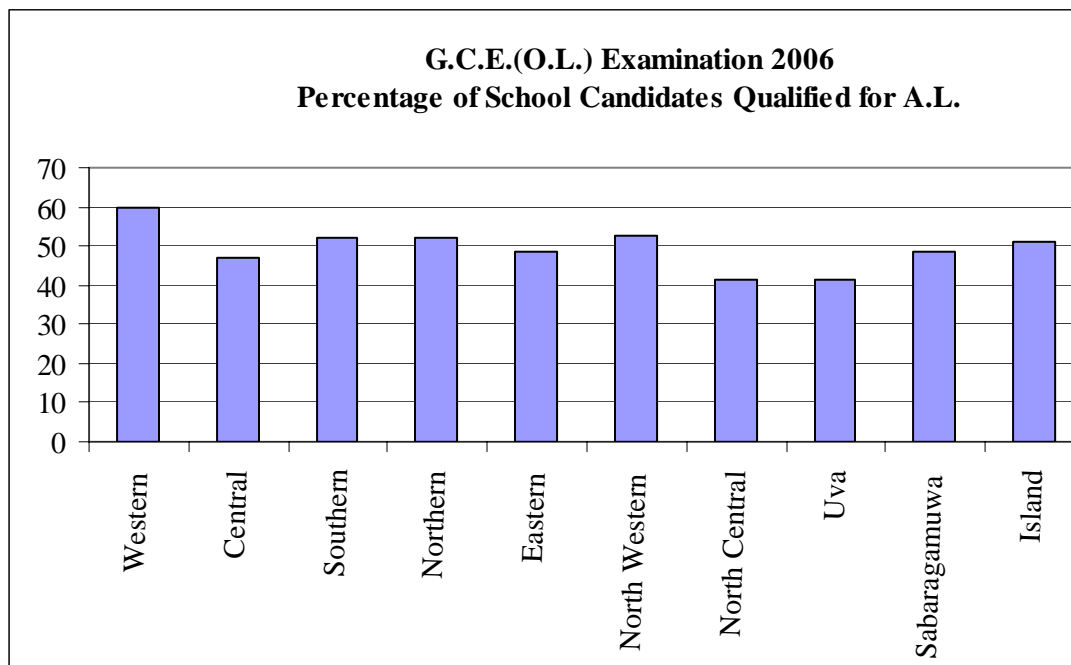
Passara	34	1	2.9	4	11.8	13	38.2	14	41.2	2	5.9
Monaragala	63	0	0.0	5	7.9	27	42.9	23	36.5	8	12.7
Wellawaya	55	0	0.0	6	10.9	34	61.8	15	27.3	0	0.0
Bibile	52	1	1.9	6	11.5	22	42.3	17	32.7	6	11.5
Ratnapura	120	9	7.5	11	9.2	62	51.7	25	20.8	13	10.8
Balangoda	83	4	4.8	13	15.7	42	50.6	20	24.1	4	4.8
Nivitigala	65	0	0.0	7	10.8	35	53.8	20	30.8	3	4.6
Embilipitiya	73	0	0.0	11	15.1	41	56.2	20	27.4	1	1.4
Kegalle	100	13	13.0	33	33.0	38	38.0	10	10.0	6	6.0
Mawanella	88	4	4.5	26	29.5	45	51.1	11	12.5	2	2.3
Dehiowita	118	1	0.8	26	22.0	52	44.1	32	27.1	7	5.9
Pirivena	99	11	11.1	11	11.1	25	25.3	12	12.1	40	40.4
Blind	8	1	12.5	1	12.5	0	0.0	1	12.5	5	62.5
<b>Islands</b>	<b>5983</b>	<b>364</b>	<b>6.08</b>	<b>1225</b>	<b>20.47</b>	<b>2753</b>	<b>46.01</b>	<b>1285</b>	<b>21.48</b>	<b>355</b>	<b>5.93</b>

Table 4

**G.C.E. (O.L.) Examination 2006**  
**Provincialwise Performance of School Candidates (1st Attempt)**

Province	No. Sat for 5 or More Subjects	Qualified for G.C.E. (A.L)		Obtained 8 'A' s		Passed in 6 with 1 <sup>st</sup> Lan. & Maths		Passed in 6		Failed in All	
		No.	%	No.	%	No.	%	No.	%	No.	%
1. Western	63510	37973	59.79	1867	2.94	31870	50.18	5873	9.25	4128	6.50
2. Central	34033	15983	46.96	581	1.71	12420	36.49	3402	10.00	3564	10.47
3. Southern	36045	18849	52.29	701	1.94	15283	42.40	3840	10.65	3404	9.44
4. Northern	14449	7504	51.93	152	1.05	6035	41.77	1620	11.21	704	4.87
5. Eastern	17054	8246	48.35	167	0.98	6390	37.47	2061	12.09	973	5.71
6. North Western	30191	15912	52.70	321	1.06	12149	40.24	3415	11.31	2039	6.75
7. North Central	16748	6902	41.21	118	0.70	5307	31.69	1851	11.05	2056	12.28
8. Uva	18789	7777	41.39	86	0.46	5955	31.69	1971	10.49	2277	12.12
9. Sabaragamuwa	26907	13068	48.57	292	1.09	10250	38.09	2913	10.83	2668	9.92
<b>Island</b>	<b>257726</b>	<b>132214</b>	<b>51.30</b>	<b>4285</b>	<b>1.66</b>	<b>105659</b>	<b>41.00</b>	<b>26946</b>	<b>10.46</b>	<b>21813</b>	<b>8.46</b>

**Figure 13**



**Table 05**

<b>G.C.E. (O.L.) Examination 2006</b>	
<b>The Educational Zones where less than 50%</b>	
<b>Candidates Qualify for G.C.E.(A.L.)</b>	
<b>Educational Zone</b>	<b>%</b>
Wilgamuwa	24.61
Walapane	25.82
Dimbulagala	31.73
Madu	33
Galenbidunuwewa	33.73
Bibile	34.08
Teldeniya	34.23
Passara	34.76
Kebithigollewa	34.88
Thunukkai	35.16
Kantale	35.33
Kilinochchi	35.59
Hatton	36.06
Galewala	36.7
Monaragala	36.84
Mahiyanganaya	36.89
Wellawaya	37.15
Naula	37.16
Nuwara Eliya	37.79
Matur	37.98

Tambuttegama	38.06
Mahaoya	38.12
Nivitigala	38.19
Mullaitivu	39.31
Kalkudah	40.04
Puttalam	40.19
Hingurakgoda	40.22
Gampola	40.67
Embilipitiya	40.8
Welimada	40.94
Kekirawa	41
Maho	41.08
Kotmale	41.62
Hambantota	41.71
Morawaka	43.04
Hanguranketha	43.48
Pirivena	43.8
Batticaloa	43.83
Dehiowita	44.01
Balangoda	44.48
Waththegama	44.88
Islands	45.3
Elpitiya	45.48
Ampara	46.25
Udugama	46.64
Badulla	46.71
Ibbagamuwa	47.06
Denuwara	47.19
Kalmunai	47.51
Mulatiyana	47.64
Anuradhapura	49.1
Dehiattakandiya	49.22
Akuerssa	49.35
Thenmarachchi	49.41
Minuwangoda	49.54
Matugama	49.58

## Subjectwise Performance

**Table 06**

### G.C.E. (O.L.) Examination - 2005 & 2006 Percentages of Passes obtained by School Candidates (1st Attempt)

SERIAL		SUBJECT No. & SUBJECTS	2005		2006	
NO.			No. Sat	A+B+C+S	No. Sat	A+B+C+S
1	11	BUDDHISM	201280	80.14	193585	82.25
2	12	SAIVISM	27643	88.67	26685	86.03
4	14	CATHOLICISM	16822	95.12	16561	95.95
5	15	CHRISTIANITY	2568	93.19	2465	91.32
6	16	ISLAM	19713	85.36	20239	86.19
7	21	SINHALA LANGUAGE & LIT.	217971	81.35	210198	79.19
8	22	TAMIL LANGUAGE & LIT.	50381	81.50	49748	83.40
9	31	ENGLISH LANGUAGE	267321	36.18	258975	36.82
10	32	MATHEMATICS	267730	44.03	259265	42.63
11	34	SCIENCE & TECHNOLOGY	267415	54.75	258948	48.35
12	35	CONST. TECH.	224	83.04	308	77.60
13	36	ELC.& ELR. TECH.	99	60.61	122	65.57
14	37	MEC & MEC. TECH.	81	91.36	106	85.85
15	38	HOM. GAR. TECH.	256	95.70	391	90.54
16	39	CREATIVE ARTS	108	96.30	201	96.52
17	40	FOOD DRESS DESIGNING	215	93.95	383	89.56
18	43	SOCIAL STUDIES & HISTORY	267827	75.57	259096	75.48
19	46	ENGLISH LITERATURE	16178	70.66	16082	71.20
20	47	SINHALA LITERATURE	67842	58.57	62064	62.79
21	48	TAMIL LITERATURE	30439	61.75	31140	57.15
22	49	ARABIC LITERATURE	98	85.71	132	81.06
23	51	ART	115874	56.26	109763	54.45
24	52	DANCING (S)	53868	86.92	52091	83.07
25	53	DANCING (B)	2609	78.80	2452	78.71
26	54	MUSIC (S)	54376	61.80	50158	63.56
27	55	MUSIC (C)	12775	61.52	11258	66.50
28	56	MUSIC (W)	2214	93.99	2064	90.60
29	57	DRAMA & THEATRE	9037	89.43	12193	94.80
30	61	PALI	159	82.39	146	80.14
31	62	SANSKRIT	70	60.00	55	58.18
32	63	ARABIC	833	61.58	754	63.53
33	64	SEC. LANGUAGE (S)	12312	50.21	12274	47.70
34	65	SEC. LANGUAGE (T)	2485	48.41	2152	48.98
36	68	FRENCH	340	45.29	296	46.96
38	70	HISTORY	75842	62.59	72905	56.62
39	71	GEOGRAPHY	79099	65.27	73383	60.64
40	72	DEVELOPMENT STUDIES	35684	86.11	38484	87.80
41	73	HEALTH & PHY. EDUCATION	172658	91.14	182403	91.13
42	75	HINDI	14	85.71	44	68.18
43	76	JAPANESE	340	37.35	381	45.41
44	77	GERMAN	3	66.67	27	37.04
45	78	AGRICULTURE	96274	73.68	96671	73.49
46	79	HORTICULTURE	7016	76.30	6479	83.39
48	81	BUS. & ACCOUNTING	81403	76.35	78882	81.44

		STUDIES				
50	88	MARINE BIO RES. TECH.	791	89.51	620	88.23
51	89	FOOD SCIENCE & TECH.	199	89.45	130	88.46
52	90	CONSTRUCTION TECH.	6362	68.06	6131	81.63
53	92	SHORT HAND & TYPING (S)	216	32.87	192	42.19
54	93	SHORT HAND & TYPING (T)	31	29.03	16	87.50
56	95	MECHANICAL TECHNOLOGY	4903	76.26	5071	72.55
57	96	ARTS & CRAFTS	3962	83.14	3564	77.97
58	97	ELEC. & ELEC. TECH.	6036	67.93	5410	70.94
59	98	HOME ECONOMICS	59070	68.10	54173	73.44



Table 07

**G.C.E. (O.L.) Examination 2006**  
**Percentages of Passes obtained by School Candidates (1<sup>st</sup> Attempt)**  
**Core Subjects**

Zone	(21) Sinhala Lang. & Lit		(22) Tamil L. & Lit		(31) English		(32) Mathematics		(34) Science & Tech.		(43) Social studies	
	No. Sat	Pass %	No. Sat	Pass %	No. Sat	Pass %	No. Sat	Pass %	No. Sat	Pass %	No. Sat	Pass %
Colombo	11276	87.74	2773	87.09	14034	79.97	14027	66.04	13989	68.67	14004	86.15
Homagama	5009	82.07	89	85.39	5087	49.36	5092	47.98	5052	53.76	5083	80.80
Sri Jaya' pura	5715	85.53	26	61.54	5726	60.48	5723	53.87	5723	61.49	5723	87.09
Piliyandala	3129	79.64	113	84.96	3233	60.19	3237	51.34	3220	59.50	3229	82.16
Gampaha	6197	82.93	203	76.35	6378	53.50	6384	55.15	6377	64.20	6384	83.80
Minuwangoda	4715	76.39	103	81.55	4808	37.40	4809	40.38	4800	50.31	4796	75.88
Negombo	5176	78.63	338	75.74	5502	51.69	5500	45.04	5475	50.45	5485	78.78
Kelaniya	5461	79.12	281	80.07	5731	49.71	5732	43.95	5721	52.28	5713	80.73
Kalutara	5661	78.48	944	75.64	6592	46.21	6579	45.02	6577	51.13	6584	75.52
Matugama	2595	79.27	113	74.34	2699	29.38	2704	40.01	2699	49.02	2702	75.54
Horana	3449	83.53	186	71.51	3626	38.55	3625	46.76	3621	54.79	3625	80.55
Kandy	5182	89.85	907	81.04	6081	65.35	6085	59.75	6075	66.17	6079	87.10
Denuwara	1581	77.36	396	79.29	1974	28.37	1976	33.81	1968	40.75	1975	75.44
Gampola	2183	73.89	997	75.13	3164	32.68	3171	32.04	3171	34.78	3162	68.72
Teldeniya	1727	65.43	140	67.86	1832	14.47	1857	27.95	1852	30.29	1864	63.84
Waththegama	1667	80.50	659	75.72	2321	32.62	2316	35.15	2316	38.04	2312	70.54
Katugastota	2775	83.03	723	74.83	3495	38.71	3498	40.65	3484	47.82	3491	73.73
Matale	2232	85.80	847	77.45	3069	41.64	3073	44.81	3058	49.41	3072	79.30
Galewala	1977	70.71	147	78.91	2114	19.91	2107	25.25	2119	35.91	2119	63.76
Naula	461	77.87	19	68.42	479	15.87	476	29.83	478	35.15	479	69.10
Wilgamuwa	709	57.26			708	4.52	708	16.24	708	21.61	710	49.72
Nuwara Eliya	714	78.01	1340	86.57	2053	29.27	2045	29.54	2050	31.12	2050	66.68
Kotmale	860	78.95	470	77.66	1328	24.47	1330	32.41	1330	37.29	1328	71.39
Hatton	738	73.98	1526	79.49	2263	25.23	2264	35.56	2257	32.96	2263	65.58
Walapane	1120	60.27	409	74.08	1512	12.24	1517	20.96	1516	23.15	1519	56.95
Hanguranketha	1501	74.68	49	83.67	1543	22.68	1549	35.31	1545	40.00	1546	67.21
Galle	6326	83.42	180	79.44	6502	52.23	6497	54.87	6488	62.24	6487	83.98

<b>Elpitiya</b>	3013	72.42	22	95.45	3021	26.81	3023	39.53	3027	45.23	3019	72.24
<b>Ambalangoda</b>	3493	76.12	11	100.00	3494	36.46	3485	47.52	3488	51.49	3477	76.56
<b>Udugama</b>	1891	77.84	13	46.15	1849	20.43	1900	35.63	1896	42.14	1890	75.71
<b>Matara</b>	4803	82.78	145	73.10	4930	49.43	4924	54.22	4932	61.74	4928	82.73
<b>Akuerssa</b>	2074	77.15	90	81.11	2152	29.37	2155	42.97	2156	47.91	2151	76.24
<b>Mulatiyana</b>	2298	76.28	33	78.79	2326	25.37	2309	37.51	2319	47.74	2325	73.20
<b>Morawaka</b>	2410	74.85	21	66.67	2417	19.90	2422	33.15	2422	43.06	2414	69.68
<b>Tangalle</b>	2594	78.64	6	50.00	2589	27.54	2590	37.72	2597	51.14	2593	78.09
<b>Hambantota</b>	3893	69.97	65	70.77	3929	24.33	3932	32.43	3931	43.98	3919	68.84
<b>Walasmulla</b>	2694	81.07	14	85.71	2703	27.82	2698	43.55	2701	53.24	2699	80.36
<b>Jaffna</b>			3134	90.01	3130	41.21	3129	58.96	3117	52.81	3127	76.81
<b>Islands</b>			479	86.43	479	9.39	479	41.34	479	31.73	479	68.68
<b>Thenmarachchi</b>			933	85.10	933	19.08	933	41.37	933	38.69	931	67.02
<b>Valikamam</b>			2451	88.70	2447	21.62	2445	45.60	2445	42.25	2448	72.10
<b>Vadamarachchi</b>			1525	83.87	1524	26.18	1526	47.44	1520	40.59	1524	65.68
<b>Kilinochchi</b>			1552	81.83	1547	9.89	1549	29.83	1543	29.81	1549	55.39
<b>Mannar</b>			885	91.64	885	27.34	885	45.99	884	44.57	884	80.77
<b>Madu</b>			203	84.24	203	5.91	203	21.18	203	22.17	203	64.53
<b>Vavuniya</b>	135	64.44	1631	94.05	1763	32.61	1765	51.67	1764	52.49	1766	81.82
<b>Vavuniya North</b>			263	93.16	263	12.17	263	32.32	263	39.16	263	80.61
<b>Mullaitivu</b>			904	82.96	895	10.61	902	31.93	899	32.93	903	63.46
<b>Thunukkai</b>			365	80.55	363	4.68	364	24.73	360	28.33	363	55.65
<b>Batticaloa</b>			1109	80.52	1114	22.89	1111	35.28	1111	39.96	1107	66.31
<b>Kalkudah</b>			935	85.56	936	20.62	932	28.54	933	36.76	933	68.70
<b>Paddirippu</b>			3082	87.48	3067	32.47	3076	47.27	3069	52.13	3068	75.13
<b>Ampara</b>	2198	80.85	2	100.00	2193	21.20	2191	35.01	2194	43.48	2191	72.62
<b>Kalmunai</b>	3	0.00	1823	82.17	1822	34.25	1824	43.31	1823	51.18	1825	73.26
<b>Sammanthurai</b>			669	84.45	669	23.77	669	47.68	667	44.08	669	76.08
<b>Mahaoya</b>	446	78.48			442	10.63	445	26.97	446	36.32	446	65.25
<b>Dehiattakandiya</b>	831	79.42			825	19.76	827	34.46	829	50.54	827	72.91
<b>Akkarai pattu</b>	73	71.23	1771	88.48	1829	38.55	1840	54.35	1831	57.84	1842	80.56
<b>Trincomalee</b>	295	78.31	1289	89.84	1586	37.96	1584	49.62	1580	48.16	1578	80.04
<b>Matur</b>	5	80.00	1448	75.62	1452	15.77	1456	26.10	1450	33.72	1444	58.93
<b>Kantale</b>	992	68.04	93	82.80	1081	15.54	1081	26.46	1077	32.40	1081	63.18
<b>Kurunegala</b>	4845	85.49	353	75.92	5187	50.09	5194	52.35	5190	58.73	5192	83.22

Kuliyapitiya	3427	87.60	205	77.56	3631	42.14	3633	46.74	3625	51.59	3632	85.46
Nikaweratiya	2718	82.01	99	75.76	2814	29.28	2813	38.04	2813	44.22	2814	75.27
Maho	3340	78.29	119	63.03	3453	21.58	3451	32.14	3451	38.80	3454	69.80
Giriulla	3193	84.47	470	84.47	3655	40.00	3661	44.52	3658	51.45	3660	80.33
Ibbagamuwa	2703	77.40	194	74.74	2894	25.26	2892	34.72	2889	39.70	2895	73.30
Puttalam	2335	77.86	1605	79.19	3925	22.19	3929	30.39	3928	34.83	3929	68.75
Chilaw	4323	84.06	275	78.91	4584	45.44	4591	46.61	4576	49.72	4583	79.93
Anuradhapura	3498	75.01	235	79.57	3717	35.84	3717	44.01	3718	49.65	3726	73.62
Tambuttegama	2266	72.77	29	68.97	2284	18.21	2292	29.80	2290	35.55	2290	66.11
Kekirawa	1956	76.74	272	70.96	2226	24.53	2227	28.83	2223	39.95	2226	70.08
Galenbidunuwewa	1435	71.50	81	66.67	1483	14.23	1511	26.74	1513	35.23	1516	67.02
Kebithigollewa	1599	70.61	66	66.67	1628	11.79	1658	28.47	1657	38.32	1662	62.76
Polonnaruwa	1402	78.89	192	87.50	1581	29.22	1594	43.79	1583	52.87	1590	76.67
Hinurakgoda	2364	72.12			2340	21.24	2353	31.15	2352	39.12	2360	67.67
Dimbulagala	1331	63.94	38	86.84	1369	8.33	1367	22.97	1361	30.86	1368	67.54
Badulla	2932	78.99	623	87.96	3550	32.79	3547	37.50	3547	42.04	3550	72.56
Bandarawela	2247	87.09	695	78.99	2933	40.57	2938	46.63	2938	48.13	2934	76.62
Mahiyanganaya	1900	72.84			1859	17.21	1899	28.07	1894	35.69	1895	65.33
Welimada	2062	80.60	353	79.60	2413	21.92	2413	33.44	2413	38.46	2411	74.41
Passara	672	69.64	335	83.58	993	18.93	1006	28.63	1004	25.80	1004	65.34
Monaragala	2142	69.51	71	67.61	2198	16.20	2197	29.22	2198	33.17	2196	63.02
Wellawaya	3150	67.21			3133	14.84	3132	27.84	3138	36.65	3123	63.75
Bibile	1573	72.16	43	48.84	1560	14.49	1588	29.35	1607	32.30	1604	58.92
Ratnapura	6013	80.26	271	82.29	6269	35.84	6271	45.14	6258	48.32	6260	76.58
Balangoda	2918	77.42	231	83.55	3128	21.96	3142	34.79	3135	43.38	3130	72.27
Nivitigala	2630	75.29	40	77.50	2658	18.36	2660	32.52	2660	36.17	2663	67.33
Embilipitiya	3881	70.16	176	84.09	3999	20.58	4037	32.43	4029	36.56	4016	68.92
Kegalle	4094	84.86	139	77.70	4220	41.92	4229	50.39	4224	62.00	4225	80.57
Mawanella	2761	82.98	678	85.69	3433	37.49	3421	41.86	3434	49.48	3432	76.08
Dehiowita	2677	78.45	428	80.84	3102	24.53	3096	30.81	3096	39.66	3098	70.30
PIRIVENA	897	72.13	156	92.95	1044	29.98	1043	35.09	1039	44.47	1044	80.08
BLIND	42	21.43			42	19.05	42	7.14	34	11.76	41	21.95
<b>Island</b>	<b>210198</b>	<b>79.19</b>	<b>49748</b>	<b>83.40</b>	<b>258975</b>	<b>36.82</b>	<b>259265</b>	<b>42.63</b>	<b>258948</b>	<b>48.35</b>	<b>259096</b>	<b>75.48</b>

Table 08

**G.C.E. (O.L.) Examination 2006**  
**Percentages of Passes obtained by School Candidates (1<sup>st</sup> Attempt)**

**Religions**

Educational Zone	(11) Buddhism		(12) Saivism		(14) Catholicism		(15) Cristianity		(16) Islam	
	No. Sat	Pass %	No. Sat	Pass %	No. Sat	Pass %	No. Sat	Pass %	No. Sat	Pass %
Colombo	7695	91.97	1412	90.58	2279	96.62	455	91.87	2184	81.23
Homagama	4448	85.84	48	66.67	471	98.09	95	97.89	30	86.67
Sri Jaya' pura	5548	88.55	8	87.50	96	90.63	12	66.67	65	73.85
Piliyandala	2659	88.57	64	93.75	253	92.09	162	81.48	95	85.26
Gampaha	5766	85.31	0	0.00	390	95.90	7	71.43	232	89.66
Minuwangoda	4121	79.37	0	0.00	562	95.55	13	92.31	110	95.45
Negombo	1882	84.11	93	93.55	3057	94.01	226	84.96	248	83.47
Kelaniya	4337	82.89	76	92.11	995	93.67	34	85.29	285	74.39
Kalutara	5006	85.08	55	67.27	422	95.26	18	66.67	1094	84.10
Matugama	2585	79.57	78	80.77	11	81.82	6	100.00	24	87.50
Horana	3439	85.75	58	75.86	9	77.78	8	100.00	115	89.57
Kandy	4789	92.17	443	80.59	185	97.84	83	98.80	578	85.81
Denuwara	1573	80.10	2	50.00	5	80.00	3	100.00	390	82.31
Gampola	2021	78.53	516	67.83	73	90.41	29	96.55	525	82.48
Teldeniya	1724	74.13	108	76.85	4	100.00	2	100.00	26	73.08
Waththegama	1663	83.64	211	82.46	25	96.00	8	87.50	415	79.28
Katugastota	2770	83.83	32	43.75	0	0.00	2	100.00	696	90.37
Matale	2159	84.67	326	70.25	71	100.00	17	88.24	503	82.50
Galewala	1911	70.07	0	0.00	62	85.48	0	0.00	145	79.31
Naula	457	78.56	17	70.59	0	0.00	0	0.00	5	40.00
Wilgamuwa	708	63.70	0	0.00	0	0.00	0	0.00	0	0.00
Nuwara Eliya	644	82.30	1133	84.73	193	95.85	46	82.61	33	57.58
Kotmale	859	79.51	289	68.86	21	95.24	19	94.74	142	92.25
Hatton	705	78.01	1275	79.92	173	93.06	50	96.00	61	59.02
Walapane	1117	64.28	359	64.35	25	92.00	21	90.48	5	60.00
Hanguranketha	1499	80.25	45	68.89	4	75.00	0	0.00	0	0.00
Galle	5991	87.28	3	66.67	37	100.00	23	95.65	445	77.98
Elpitiya	2997	78.75	2	50.00	11	90.91	1	100.00	19	100.00
Ambalangoda	3471	80.50	0	0.00	6	0.00	0	0.00	23	86.96
Udugama	1885	81.54	10	60.00	0	66.67	1	100.00	0	0.00
Matara	4715	85.62	0	0.00	8	87.50	4	100.00	213	87.79
Akuerssa	2064	81.30	7	71.43	4	100.00	0	0.00	79	93.67
Mulatiyana	2295	80.00	0	0.00	0	0.00	1	100.00	33	93.94
Morawaka	2402	78.35	15	80.00	9	88.89	0	0.00	2	50.00
Tangalle	2585	82.90	0	0.00	0	0.00	2	50.00	13	61.54
Hambantota	3837	73.68	0	0.00	2	100.00	0	0.00	106	84.91
Walasmulla	2694	86.75	0	0.00	0	0.00	0	0.00	14	92.86
Jaffna	0	0.00	2473	91.63	523	98.09	131	96.18	1	100.00
Islands	0	0.00	370	88.38	102	96.08	7	85.71	0	0.00
Thenmarachchi	0	0.00	888	87.84	25	96.00	20	85.00	0	0.00
Valikamam	0	0.00	2051	90.69	288	99.65	106	99.60	1	0.00
Vadamarachchi	0	0.00	1390	85.25	124	98.39	13	92.31	0	0.00

<b>Kilinochchi</b>	0	0.00	1338	84.68	173	91.91	38	97.37	1	0.00
<b>Mannar</b>	0	0.00	190	96.84	569	99.30	39	100.00	85	90.59
<b>Madu</b>	0	0.00	73	97.26	127	100.00	3	100.00	0	0.00
<b>Vavuniya</b>	134	69.40	1243	96.78	200	100.00	76	100.00	113	91.15
<b>Vavuniya North</b>	0	0.00	246	93.09	16	100.00	1	100.00	0	0.00
<b>Mullaitivu</b>	0	0.00	717	89.96	186	93.55	1	100.00	0	0.00
<b>Thunukkai</b>	0	0.00	342	88.01	13	92.31	9	77.78	0	0.00
<b>Batticaloa</b>	0	0.00	605	80.00	79	89.87	51	90.20	378	97.09
<b>Kalkudah</b>	0	0.00	698	89.83	29	93.10	57	96.49	145	96.55
<b>Paddirippu</b>	0	0.00	2129	90.09	236	97.03	135	98.52	572	93.18
<b>Ampara</b>	2186	83.30	2	100.00	8	100.00	0	0.00	0	0.00
<b>Kalmunai</b>	2	0.00	571	87.57	40	95.00	54	96.30	1154	89.60
<b>Sammanthurai</b>	0	0.00	132	96.97	17	100.00	3	66.67	517	91.10
<b>Mahaoya</b>	443	78.56	656	91.46	1	100.00	1	100.00	0	0.00
<b>Dehiattakandiya</b>	823	82.87	0	0.00	2	100.00	2	100.00	2	0.00
<b>Akkaraipattu</b>	73	79.45	656	91.46	18	100.00	35	97.14	1061	95.95
<b>Trincomalee</b>	279	81.72	793	89.66	186	96.77	56	98.21	267	87.27
<b>Matur</b>	5	80.00	279	84.95	11	90.91	0	0.00	1157	84.70
<b>Kantale</b>	989	67.85	36	100.00	0	0.00	1	100.00	57	59.65
<b>Kurunegala</b>	4556	88.35	25	64.00	165	95.15	84	77.38	360	76.67
<b>Kuliyapitiya</b>	3165	88.91	2	100.00	259	99.61	0	0.00	207	83.09
<b>Nikaweratiya</b>	2686	84.29	0	0.00	27	100.00	1	100.00	100	88.00
<b>Maho</b>	3322	78.12	4	75.00	17	88.24	0	0.00	114	71.93
<b>Giriulla</b>	3084	86.19	0	0.00	96	97.92	0	0.00	472	91.95
<b>Ibbagamuwa</b>	2691	79.34	12	66.67	3	100.00	0	0.00	193	74.61
<b>Puttalam</b>	1710	78.07	199	78.39	701	96.01	10	90.00	1311	86.80
<b>Chilaw</b>	2158	82.85	59	67.80	2148	97.44	21	85.71	207	86.47
<b>Anuradhapura</b>	3450	80.93	2	100.00	35	97.14	3	100.00	234	94.87
<b>Tambuttegama</b>	2239	76.78	0	0.00	19	94.74	5	40.00	29	86.21
<b>Kekirawa</b>	1928	79.93	6	50.00	24	100.00	6	83.33	263	88.21
<b>Galenbidunuwewa</b>	1426	80.08	0	0.00	5	100.00	0	0.00	81	81.48
<b>Kebithigollewa</b>	1591	79.20	0	0.00	4	100.00	0	0.00	66	86.36
<b>Polonnaruwa</b>	1373	80.55	0	0.00	23	91.30	0	0.00	192	96.88
<b>Hingurakgoda</b>	2328	75.86	0	0.00	28	89.29	3	100.00	0	0.00
<b>Dimbulagala</b>	1329	73.44	35	88.57	0	0.00	2	50.00	3	100.00
<b>Badulla</b>	2871	83.56	487	78.64	39	97.44	13	92.31	144	86.11
<b>Bandarawela</b>	2181	90.74	514	75.29	87	98.85	24	100.00	133	78.20
<b>Mahiyanganaya</b>	1898	72.29	0	0.00	2	100.00	0	0.00	0	0.00
<b>Welimada</b>	2062	81.23	136	66.91	2	100.00	2	100.00	208	83.65
<b>Passara</b>	670	82.54	262	77.86	32	96.88	5	100.00	38	89.47
<b>Monaragala</b>	2131	72.08	44	77.27	10	100.00	0	0.00	21	57.14
<b>Wellawaya</b>	3138	71.80	0	0.00	3	66.67	0	0.00	0	0.00
<b>Bibile</b>	1565	70.86	0	0.00	0	0.00	7	57.14	43	67.44
<b>Ratnapura</b>	5931	82.89	171	80.12	54	98.15	8	75.00	108	82.41
<b>Balangoda</b>	2869	78.63	139	79.86	46	100.00	11	90.91	79	89.87
<b>Nivitigala</b>	2624	76.41	32	68.75	9	100.00	0	0.00	3	66.67
<b>Embilipitiya</b>	3850	74.39	122	90.16	25	100.00	9	88.89	32	75.00
<b>Kegalle</b>	4035	87.34	45	77.78	43	97.67	4	100.00	102	85.29
<b>Mawanella</b>	2706	82.34	0	0.00	25	100.00	25	72.00	681	93.83
<b>Dehiowita</b>	2663	81.98	236	82.20	37	97.30	11	90.91	158	87.97
<b>PIRIVENA</b>	846	85.58	1	0.00	38	89.47	16	93.75	149	91.95
<b>BLIND</b>	34	38.24	0	0.00	8	62.50	0	0.00	0	0.00
<b>Island</b>	<b>193585</b>	<b>82.25</b>	<b>26685</b>	<b>86.03</b>	<b>16561</b>	<b>95.95</b>	<b>2465</b>	<b>91.32</b>	<b>20239</b>	<b>86.19</b>

Table 09

**G.C.E. (O.L.) Examination 2006**  
**Percentages of Passes obtained by School Candidates (1<sup>st</sup> Attempt)**

**Aesthetics**

Educational Zone	(51) Art		(52) Dancing (S)		(53) Dancing (B)		(54) Music (S)		(55) Music ©		(56) Music (W)	
	No. Sat	Pass %	No. Sat	Pass %	No. Sat	Pass %	No. Sat	Pass %	No. Sat	Pass %	No. Sat	Pass %
Colombo	4958	68.03	2174	88.55	238	81.09	1822	79.91	538	72.12	746	94.91
Homagama	1721	71.53	1504	87.63	0	0.00	1439	64.00	20	80.00	91	94.51
Sri J-ya	1939	76.64	1710	86.26	0	0.00	1509	69.98	0	0.00	61	91.80
Piliyandala	1123	64.20	997	81.64	6	100.00	649	68.10	0	0.00	92	82.61
Gampaha	2140	76.59	1880	85.96	0	0.00	1737	69.83	0	0.00	60	100.00
Minuwangoda	1811	61.73	1428	83.47	0	0.00	1378	55.01	0	0.00	45	100.00
Negombo	2504	72.16	1170	87.86	2	100.00	1216	46.55	59	76.27	121	71.07
Kelaniya	1717	60.28	1537	82.24	18	50.00	1275	60.71	17	82.35	20	80.00
Kalutara	2244	59.31	1749	87.25	0	0.00	1555	60.64	0	0.00	129	73.64
Matugama	1329	51.62	531	85.61	0	0.00	772	52.85	0	0.00	5	80.00
Horana	1208	82.12	985	87.92	0	0.00	996	66.37	36	30.56	2	50.00
Kandy	2230	69.28	1256	91.96	42	69.05	1236	77.10	162	53.70	133	93.23
Denuwara	846	57.45	468	76.07	0	0.00	451	55.43	0	0.00	0	0.00
Gampola	1761	46.11	466	85.41	16	31.25	535	57.01	72	72.22	0	0.00
Teldeniya	795	36.60	540	70.74	0	0.00	368	51.90	10	10.00	1	0.00
Waththegama	1027	59.49	526	75.10	6	66.67	413	69.25	45	88.89	0	0.00
Katugastota	1705	60.23	802	80.80	0	0.00	732	73.22	0	0.00	18	100.00
Matale	1518	60.54	512	79.69	22	72.73	726	76.58	69	36.23	0	0.00
Galewala	1219	37.98	418	75.36	0	0.00	274	48.91	0	0.00	0	0.00
Naula	318	41.82	81	75.31	4	0.00	70	52.86	0	0.00	0	0.00
Wilgamuwa	345	17.10	181	54.70	0	0.00	176	55.68	0	0.00	0	0.00
Nuwara Eliya	1057	46.07	160	82.50	1	100.00	158	58.86	56	55.36	0	0.00
Kotmale	613	37.03	277	80.87	0	0.00	264	59.47	0	0.00	0	0.00
Hatton	1238	35.95	210	86.67	33	63.64	154	68.18	68	61.76	0	0.00
Walapane	847	23.61	215	67.44	0	0.00	184	49.46	1	0.00	0	0.00
Hanguranketha	720	31.67	255	82.35	0	0.00	304	62.17	36	77.78	0	0.00
Galle	2510	58.61	1622	88.41	0	0.00	1610	75.84	0	0.00	173	95.38
Elpitiya	1336	44.91	593	79.09	0	0.00	691	65.12	0	0.00	0	0.00
Ambalangoda	1653	50.21	880	86.59	0	0.00	782	70.97	0	0.00	13	46.15
Udugama	823	46.78	527	88.05	0	0.00	505	61.19	0	0.00	0	0.00
Matara	2125	66.54	992	79.74	0	0.00	1195	69.71	1	0.00	104	88.46
Akuerssa	1203	61.26	387	81.14	0	0.00	403	60.55	0	0.00	3	100.00
Mulatiyana	1185	56.03	489	79.55	0	0.00	630	61.75	0	0.00	0	0.00
Morawaka	1528	56.22	428	72.66	0	0.00	406	56.16	0	0.00	0	0.00
Tangalle	1267	60.54	600	87.00	0	0.00	704	71.31	0	0.00	0	0.00
Hambantota	1987	54.10	881	84.90	0	0.00	1021	58.08	0	0.00	0	0.00
Walasmulla	1264	68.35	474	83.76	0	0.00	931	75.62	0	0.00	1	0.00

Jaffna	1046	48.85	0	0.00	492	85.57	0	0.00	1242	77.70	0	0.00
Islands	159	39.62	0	0.00	29	82.76	0	0.00	291	60.14	0	0.00
Thenmarachchi	153	41.83	0	0.00	108	83.33	0	0.00	612	64.87	0	0.00
Valikamam	629	41.34	0	0.00	273	82.42	0	0.00	1142	67.86	0	0.00
Vadamarachchi	293	36.18	0	0.00	126	90.48	0	0.00	605	62.98	0	0.00
Kilinochchi	349	28.65	0	0.00	131	55.73	0	0.00	825	48.97	0	0.00
Mannar	310	30.00	0	0.00	69	65.22	0	0.00	394	55.08	0	0.00
Madu	55	5.45	0	0.00	6	83.33	0	0.00	109	44.04	0	0.00
Vavuniya	650	55.54	31	90.32	182	87.36	29	34.48	733	84.58	0	0.00
Vavuniya North	14	14.29	0	0.00	3	66.67	0	0.00	244	79.92	0	0.00
Mullaitivu	179	16.20	0	0.00	57	73.68	0	0.00	535	50.84	0	0.00
Thunukkai	30	43.33	0	0.00	11	54.55	0	0.00	288	47.22	0	0.00
Batticaloa	478	25.10	0	0.00	12	41.67	0	0.00	278	59.71	0	0.00
Kalkudah	380	25.00	0	0.00	51	84.31	0	0.00	226	60.18	0	0.00
Paddirippu	843	30.10	0	0.00	237	76.37	0	0.00	760	73.55	0	0.00
Ampara	1043	47.65	634	82.49	0	0.00	459	64.71	0	0.00	0	0.00
Kalmunai	991	61.15	0	0.00	66	72.73	0	0.00	343	76.38	0	0.00
Sammanthurai	255	58.82	0	0.00	0	0.00	0	0.00	11	100.00	0	0.00
Mahaoya	247	49.39	106	84.91	0	0.00	92	70.65	0	0.00	0	0.00
Dehiattakandiya	464	56.68	192	75.52	0	0.00	168	69.05	0	0.00	0	0.00
Akkaraipattu	1021	47.11	16	87.50	54	85.19	7	42.86	61	78.69	0	0.00
Trincomalee	459	53.59	84	84.52	117	83.76	110	72.73	683	74.08	0	0.00
Matur	154	38.31	0	0.00	0	0.00	0	0.00	261	57.47	0	0.00
Kantale	698	64.18	111	83.78	0	0.00	197	61.42	23	73.91	0	0.00
Kurunegala	1674	70.37	823	91.25	0	0.00	894	69.69	14	35.71	51	94.12
Kuliyapitiya	1243	63.48	1005	92.64	0	0.00	829	66.83	0	0.00	0	0.00
Nikaweratiya	1008	59.82	666	85.74	0	0.00	472	53.81	0	0.00	0	0.00
Maho	1629	50.46	742	79.11	0	0.00	906	52.76	0	0.00	0	0.00
Giriulla	1253	48.28	770	90.91	0	0.00	589	62.65	0	0.00	0	0.00
Ibbagamuwa	1239	51.49	763	85.45	0	0.00	629	68.84	0	0.00	1	100.00
Puttalam	2724	50.81	404	83.91	1	0.00	380	70.00	51	70.59	0	0.00
Chilaw	2074	48.41	1035	92.56	0	0.00	1064	69.27	14	100.00	63	85.71
Anuradhapura	2061	57.40	646	82.82	0	0.00	843	67.85	0	0.00	41	92.68
Tambuttegama	1107	47.43	480	68.96	0	0.00	509	53.05	0	0.00	0	0.00
Kekirawa	1278	49.45	492	78.25	0	0.00	406	54.19	0	0.00	0	0.00
Galenbidunuwewa	940	42.34	298	76.17	0	0.00	239	54.81	0	0.00	0	0.00
Kebithigollewa	1064	40.51	225	70.67	0	0.00	240	52.92	0	0.00	0	0.00
Polonnaruwa	598	55.52	343	70.55	0	0.00	323	52.63	0	0.00	0	0.00
Hingurakgoda	1027	42.45	637	76.30	0	0.00	514	51.56	0	0.00	0	0.00
Dimbulagala	638	36.05	336	70.83	0	0.00	358	46.37	0	0.00	0	0.00
Badulla	1522	47.70	684	82.46	3	0.00	709	61.50	83	65.06	8	100.00
Bandarawela	1368	45.39	517	86.07	2	50.00	639	72.46	60	83.33	1	100.00
Mahiyanganaya	856	40.19	547	78.43	0	0.00	447	50.78	0	0.00	0	0.00
Welimada	1138	41.21	557	79.89	0	0.00	660	56.36	0	0.00	0	0.00
Passara	565	40.18	123	79.67	0	0.00	175	72.00	80	60.00	0	0.00
Monaragala	890	37.87	583	67.24	0	0.00	622	54.66	0	0.00	0	0.00

<b>Wellawaya</b>	1490	35.70	822	72.63	0	0.00	770	53.77	0	0.00	0	0.00
<b>Bibile</b>	518	30.89	438	75.80	0	0.00	579	41.62	0	0.00	0	0.00
<b>Ratnapura</b>	2668	48.50	1447	78.92	0	0.00	1669	65.73	0	0.00	25	96.00
<b>Balangoda</b>	1627	48.50	573	81.33	0	0.00	611	56.96	0	0.00	0	0.00
<b>Nivitigala</b>	1359	46.80	709	78.70	0	0.00	440	45.00	0	0.00	0	0.00
<b>Embilipitiya</b>	2233	55.49	936	79.70	0	0.00	628	53.50	18	100.00	0	0.00
<b>Kegalle</b>	1500	67.20	1415	85.23	0	0.00	1023	74.19	0	0.00	53	100.00
<b>Mawanella</b>	1230	57.07	1042	82.53	0	0.00	696	53.88	0	0.00	2	100.00
<b>Dehiowita</b>	1476	58.20	744	76.61	13	69.23	658	67.33	10	90.00	1	0.00
<b>PIRIVENA</b>	563	55.42	87	70.11	0	0.00	148	58.11	0	0.00	0	0.00
<b>BLIND</b>	36	69.44	2	0.00	0	0.00	6	100.00	0	0.00	0	0.00
<b>Island</b>	<b>109763</b>	<b>54.45</b>	<b>52091</b>	<b>83.07</b>	<b>2452</b>	<b>78.71</b>	<b>50158</b>	<b>63.56</b>	<b>11258</b>	<b>66.50</b>	<b>2064</b>	<b>90.60</b>



Table 10

**G.C.E. (O.L.) Examination 2006**  
**Percentages of Passes obtained by School Candidates (1<sup>st</sup> Attempt)**

**Technical Subjects**

Educational Zone	(78) Agri		(79) Horti		(81) Bus. & Acc.		(89) Food Sc.	
	No. Sat	Pass %	No. Sat	Pass %	No. Sat	Pass %	No. Sat	Pass %
Colombo	741	62.08	102	96.80	10488	85.07	0	
Homagama	869	67.89	208	86.06	2163	82.43	26	80.77
Sri Jayawardana	756	74.87	152	83.55	3318	88.58	18	77.78
Piliyandala	273	56.04	0	0.00	2087	86.39	0	0.00
Gampaha	1661	73.81	49	85.71	2621	86.65	0	0.00
Minuwangoda	1736	69.18	0	0.00	1701	81.54	0	0.00
Negombo	1175	62.98	20	80.00	2874	80.41	0	0.00
Kelaniya	955	59.69	18	83.33	3076	82.35	0	0.00
Kalutara	1341	66.14	27	96.30	3286	79.58	0	0.00
Matugama	1139	77.96	66	78.79	572	76.92	0	0.00
Horana	1095	81.64	51	96.08	1285	78.99	0	0.00
Kandy	1687	84.88	337	93.77	2189	88.62	73	95.89
Denuwara	618	71.52	125	89.60	456	73.46	0	0.00
Gampola	967	68.67	33	75.76	1049	64.44	0	0.00
Teldeniya	956	72.07	0	0.00	259	71.04	0	0.00
Waththegama	906	74.28	16	68.75	513	74.27	0	0.00
Katugastota	1113	73.76	62	79.03	1059	76.30	0	0.00
Matale	313	62.94	1001	82.12	817	77.60	0	0.00
Galewala	1172	67.41	113	72.57	181	76.24	0	0.00
Naula	115	67.83	162	74.07	45	66.67	0	0.00
Wilgamuwa	242	47.93	161	64.60	48	68.75	0	0.00
Nuwara Eliya	932	67.49	0	0.00	559	63.86	0	0.00
Kotmale	669	72.80	0	0.00	342	65.50	0	0.00
Hatton	976	63.42	0	0.00	730	60.68	0	0.00
Walapane	814	58.35	57	75.44	273	54.58	0	0.00
Hanguranketha	806	67.00	0	0.00	272	79.41	0	0.00
Galle	990	66.77	765	91.50	2557	85.33	0	0.00
Elpitiya	997	73.02	124	55.65	673	84.25	13	76.92
Ambalangoda	874	63.39	157	71.34	1346	89.00	0	0.00
Udugama	723	70.40	155	79.35	309	79.61	0	0.00
Matara	1392	72.92	145	92.41	1763	89.79	0	0.00
Akuerssa	718	81.20	216	78.70	379	85.75	0	0.00
Mulatiyana	829	76.84	317	79.50	422	82.23	0	0.00
Morawaka	984	75.20	250	64.40	399	72.93	0	0.00
Tangalle	1332	76.95	166	95.78	386	87.82	0	0.00
Hambantota	2086	76.08	67	85.07	652	82.82	0	0.00

Walasmulla	1145	77.90	210	92.86	366	95.36	0	0.00
Jaffna	703	74.25	0	0.00	1637	87.42	0	0.00
Islands	172	63.95	0	0.00	155	57.42	0	0.00
Thenmarachchi	483	67.29	0	0.00	250	85.60	0	0.00
Valikamam	859	79.05	0	0.00	749	84.11	0	0.00
Vadamarachchi	243	62.14	0	0.00	583	81.13	0	0.00
Kilinochchi	950	72.95	0	0.00	338	70.71	0	0.00
Mannar	415	93.73	0	0.00	249	86.35	0	0.00
Madu	162	82.72	0	0.00	30	70.00	0	0.00
Vavuniya	928	89.55	0	0.00	516	87.40	0	0.00
Vavuniya North	242	90.08	0	0.00	18	100.00	0	0.00
Mullaitivu	607	67.38	0	0.00	184	70.11	0	0.00
Thunukkai	310	71.94	0	0.00	37	62.16	0	0.00
Batticaloa	572	76.40	0	0.00	235	74.89	0	0.00
Kalkudah	529	79.77	0	0.00	141	87.23	0	0.00
Paddirippu	1678	83.91	0	0.00	653	86.06	0	0.00
Ampara	1332	80.11	0	0.00	263	86.69	0	0.00
Kalmunai	1158	83.25	0	0.00	300	73.00	0	0.00
Sammanthurai	447	86.13	0	0.00	154	90.91	0	0.00
Mahaoya	253	80.63	0	0.00	69	57.97	0	0.00
Dehiattakandiya	481	84.62	0	0.00	163	92.02	0	0.00
Akkaraipattu	1080	80.65	0	0.00	412	85.44	0	0.00
Trincomalee	382	78.01	0	0.00	812	81.53	0	0.00
Matur	795	76.23	0	0.00	100	76.00	0	0.00
Kantale	757	73.32	0	0.00	149	80.54	0	0.00
Kurunegala	2305	80.91	1	100.00	1213	88.54	0	0.00
Kuliyapitiya	1455	81.58	0	0.00	733	85.68	0	0.00
Nikaweratiya	1416	81.07	0	0.00	273	85.35	0	0.00
Maho	1885	74.27	0	0.00	353	69.97	0	0.00
Giriulla	1449	81.85	144	86.11	692	82.08	0	0.00
Ibbagamuwa	1307	69.09	0	0.00	503	70.97	0	0.00
Puttalam	1897	71.01	0	0.00	871	68.89	0	0.00
Chilaw	1098	77.87	95	89.47	1824	77.63	0	0.00
Anuradhapura	1803	70.60	0	0.00	879	83.16	0	0.00
Tambuttegama	1234	73.58	0	0.00	306	80.72	0	0.00
Kekirawa	1217	68.36	0	0.00	274	76.64	0	0.00
Galenbidunuwewa	925	69.08	0	0.00	190	66.84	0	0.00
Kebithigollewa	1096	62.68	0	0.00	208	79.81	0	0.00
Polonnaruwa	983	76.70	0	0.00	332	86.45	0	0.00
Hingurakgoda	1396	67.77	0	0.00	405	77.78	0	0.00
Dimbulagala	847	64.46	0	0.00	178	74.72	0	0.00
Badulla	1567	74.09	0	0.00	883	72.14	0	0.00
Bandarawela	1154	84.58	0	0.00	959	66.01	0	0.00
Mahiyanganaya	1269	64.93	0	0.00	122	79.51	0	0.00
Welimada	1216	76.48	0	0.00	454	69.82	0	0.00
Passara	581	72.12	0	0.00	178	57.87	0	0.00

<b>Monaragala</b>	1441	63.08	0	0.00	251	78.49	0	0.00
<b>Wellawaya</b>	2020	68.42	0	0.00	329	79.94	0	0.00
<b>Bibile</b>	1006	66.20	0	0.00	229	82.97	0	0.00
<b>Ratnapura</b>	2505	76.65	158	81.65	1651	82.37	0	0.00
<b>Balangoda</b>	1578	71.80	86	82.56	663	74.96	0	0.00
<b>Nivitigala</b>	1195	71.80	162	77.78	385	79.22	0	0.00
<b>Embilipitiya</b>	2140	69.58	42	73.81	766	75.33	0	0.00
<b>Kegalle</b>	1365	85.27	315	93.33	918	89.22	0	0.00
<b>Mawanella</b>	1297	70.55	102	95.10	845	81.18	0	0.00
<b>Dehiowita</b>	1142	75.22	42	59.52	813	66.30	0	0.00
<b>PIRIVENA</b>	635	71.81	0	0.00	261	77.01	0	0.00
<b>BLIND</b>	5	100.00	0	0.00	0	0.00	0	0.00
<b>Island</b>	<b>96671</b>	<b>73.49</b>	<b>6479</b>	<b>83.39</b>	<b>78882</b>	<b>81.44</b>	<b>20</b>	<b>88.46</b>

Table 11

**G.C.E. (O.L.) Examination 2006**  
**Percentages of Passes obtained by School Candidates (1<sup>st</sup> Attempt)**

**Technical Subjects**

Zone	(95) Mech.Tech.		(96) Art & Craft		(97) Ele.& Ele.		(98) Home Econo.	
	No. Sat	Pass %	No. Sat	Pass %	No. Sat	Pass %	No. Sat	Pass %
Colombo	177	74.58	56	50.00	654	92.66	1628	70.02
Homagama	150	83.33	192	78.65	216	77.78	1070	58.88
Sri Jayawardana	162	65.43	139	66.91	147	40.82	948	68.14
Piliyandala	180	11.11	51	54.90	97	55.67	612	52.29
Gampaha	370	77.57	148	87.84	281	73.67	1101	66.12
Minuwangoda	129	72.87	101	73.27	108	62.96	874	77.69
Negombo	107	75.70	82	63.41	97	76.29	1065	63.47
Kelaniya	140	69.29	162	72.22	29	58.62	1116	63.17
Kalutara	43	74.42	42	83.33	197	77.16	1449	77.16
Matugama	45	88.89	22	40.91	60	65.00	730	84.79
Horana	77	64.94	18	88.89	160	83.13	818	84.96
Kandy	204	84.80	51	76.47	231	84.85	1157	72.52
Denuwara	2	0.00	64	76.56	30	20.00	546	81.50
Gampola	110	46.36	43	83.72	9	66.67	886	64.79
Teldeniya	8	62.50	35	65.71	17	17.65	481	68.81
Waththegama	53	69.81	52	73.08	39	35.90	600	75.00
Katugastota	94	78.72	133	78.95	82	81.71	797	76.04
Matale	73	94.52	62	64.52	60	85.00	696	79.31
Galewala	78	43.59	38	63.16	9	44.44	505	68.71
Naula	0	0.00	7	57.14	0	0.00	112	69.64
Wilgamuwa	0	0.00	0	0.00	23	4.35	170	54.71
Nuwara Eliya	36	83.33	6	100.00	0	0.00	495	78.38
Kotmale	5	60.00	16	75.00	14	50.00	250	64.40
Hatton	29	75.86	15	80.00	49	42.86	428	61.92
Walapane	26	38.46	42	61.90	20	25.00	224	58.93
Hanguranketha	55	80.00	49	82.05	24	45.83	285	65.61
Galle	234	90.60	93	96.77	223	84.30	1457	72.89
Elpitiya	0	0.00	67	74.63	73	60.27	877	68.30
Ambalangoda	21	71.43	28	67.86	56	98.21	859	63.33
Udugama	16	87.50	19	100.00	0	0.00	643	69.36
Matara	132	65.91	52	71.15	207	87.44	1059	73.28
Akuerssa	98	95.92	91	60.44	19	42.11	577	74.87
Mulatiyana	33	63.64	62	62.90	40	40.00	547	70.02
Morawaka	20	100.00	32	93.75	82	28.05	587	74.96
Tangalle	11	90.91	13	92.31	27	74.07	547	83.36
Hambantota	182	64.84	20	55.00	63	58.73	772	70.85
Walasmulla	136	72.79	31	87.10	99	69.70	640	74.84
Jaffna	5	60.00	3	100.00	67	80.60	625	60.96

Islands	0	0.00	0	0.00	0	0.00	104	64.42
Thenmarachchi	0	0.00	0	0.00	0	0.00	178	56.18
Valikamam	43	58.14	15	100.00	6	50.00	579	82.56
Vadamarachchi	0	0.00	0	0.00	91	57.14	312	73.40
Kilinochchi	0	0.00	0	0.00	0	0.00	207	63.77
Mannar	0	0.00	0	0.00	0	0.00	207	88.41
Madhu	0	0.00	0	0.00	0	0.00	11	72.73
Vavuniya	0	0.00	0	0.00	0	0.00	318	83.65
Vavuniya North	0	0.00	0	0.00	0	0.00	3	100.00
Mullaitivu	0	0.00	0	0.00	0	0.00	100	64.00
Thunukkai	0	0.00	0	0.00	1	0.00	14	50.00
Batticaloa	0	0.00	0	0.00	8	87.50	284	74.65
Kalkudah	0	0.00	0	0.00	0	0.00	199	67.84
Paddirippu	0	0.00	0	0.00	10	60.00	607	72.32
Ampara	17	82.35	2	100.00	47	91.49	495	77.78
Kalmunai	0	0.00	0	0.00	0	0.00	325	70.77
Sammanthurai	0	0.00	0	0.00	0	0.00	59	64.41
Mahaoya	0	0.00	0	0.00	0	0.00	95	82.11
Dehiattakandiya	0	0.00	0	0.00	38	65.79	145	70.34
Akkaraipattu	0	0.00	0	0.00	0	0.00	304	81.91
Trincomalee	0	0.00	0	0.00	0	0.00	330	79.70
Matur	18	55.56	0	0.00	0	0.00	458	73.80
Kantale	13	30.77	0	0.00	0	0.00	163	62.58
Kurunegala	101	72.28	102	87.25	240	86.25	1060	81.04
Kuliyaipitiya	130	88.46	42	83.33	46	78.26	1024	89.45
Nikaweratiya	70	74.29	47	91.49	144	46.53	765	86.27
Maho	153	62.09	114	85.09	98	66.33	798	83.33
Giriulla	119	73.11	103	91.26	172	62.79	819	81.44
Ibbagamuwa	65	69.23	51	90.20	76	53.95	685	82.48
Puttalam	84	71.43	15	73.33	38	73.68	966	76.29
Chilaw	174	78.16	39	97.44	0	0.00	1162	79.60
Anuradhapura	41	80.49	24	66.67	96	79.17	800	74.38
Tambuttegama	31	67.74	68	82.35	39	53.85	460	67.61
Kekirawa	10	60.00	63	84.13	0	0.00	493	78.50
Galenbidunuwewa	4	25.00	57	87.72	21	19.05	213	64.32
Kebithigollewa	0	0.00	18	100.00	22	63.64	229	70.74
Polonnaruwa	3	66.67	9	77.78	0	0.00	238	72.69
Hinurakgoda	45	28.89	43	74.42	46	84.78	362	74.86
Dimbulagala	29	27.59	0	0.00	0	0.00	290	63.45
Badulla	96	67.71	51	56.86	33	57.58	816	82.97
Bandarawela	109	0.00	67	89.55	17	100.00	517	75.44
Mahiyanganaya	0	85.32	11	36.36	15	13.33	336	71.13
Welimada	109	0.00	12	75.00	37	51.35	491	72.51
Passara	0	64.22	14	50.00	0	0.00	210	75.24
Monaragala	53	77.36	21	95.24	3	100.00	379	71.50
Wellawaya	68	35.29	6	83.33	8	0.00	664	72.59

<b>Bibile</b>	36	61.11	29	65.52	8	0.00	266	69.55
<b>Ratnapura</b>	50	94.00	27	100.00	63	82.54	1469	67.80
<b>Balangoda</b>	36	80.56	38	73.68	36	58.33	655	75.88
<b>Nivitigala</b>	41	78.05	29	58.62	72	34.72	684	65.64
<b>Embilipitiya</b>	22	54.55	104	75.96	31	9.68	826	71.43
<b>Kegalle</b>	89	55.06	99	93.94	154	86.36	968	86.57
<b>Mawanella</b>	66	86.36	41	90.24	21	47.62	819	83.64
<b>Dehiowita</b>	49	71.43	76	94.74	36	52.78	802	71.82
<b>PIRIVENA</b>	18	66.67	0	0.00	28	28.57	70	91.43
<b>BLIND</b>	0	0.00	0	0.00	0	0.00	28	0.00
<b>Island</b>	<b>5071</b>	<b>72.55</b>	<b>3564</b>	<b>77.97</b>	<b>5410</b>	<b>70.94</b>	<b>54173</b>	<b>73.44</b>

Table 12

**G.C.E. (O.L.) Examination 2006**  
**Percentages of Passes obtained by School Candidates (1<sup>st</sup> Attempt)**

**Aesthetics Subjects**

Educational Zone	No. Sat		(47) Sinhala Lit.		(48) Tamil Lit.		(49) Arabic Lit.	
			No. Sat	Pass %	No. Sat	Pass %	No. Sat	Pass %
Colombo	3764	87.01	887	74.30	1422	62.80	4	25.00
Homagama	379	67.28	1220	67.05	28	53.57	0	0.00
Sri Jayawardana	603	72.80	903	71.54	26	57.69	0	0.00
Piliyandala	297	75.08	453	66.89	92	58.70	0	0.00
Gampaha	681	71.66	1449	64.80	124	67.74	0	0.00
Minuwangoda	240	62.08	1600	51.56	44	81.82	0	0.00
Negombo	369	69.38	964	60.37	134	67.16	0	0.00
Kelaniya	426	55.40	953	64.32	231	66.67	0	0.00
Kalutara	428	73.36	2140	64.91	632	63.13	0	0.00
Matugama	163	43.56	1664	63.76	108	36.11	0	0.00
Horana	277	61.01	1463	64.87	178	44.38	0	0.00
Kandy	1447	67.45	1215	72.10	407	57.00	0	0.00
Denuwara	13	38.46	904	70.24	177	60.45	0	0.00
Gampola	78	46.15	747	59.97	425	44.00	0	0.00
Teldeniya	2	50.00	632	45.73	58	20.69	0	0.00
Waththegama	67	28.36	853	68.23	259	53.67	0	0.00
Katugastota	210	73.33	987	59.37	125	54.40	0	0.00
Matale	267	65.17	719	71.07	345	67.25	0	0.00
Galewala	2	50.00	452	53.76	112	50.89	0	0.00
Naula	5	20.00	87	59.77	15	60.00	0	0.00
Wilgamuwa	0	0.00	454	39.65	0	0.00	0	0.00
Nuwara Eliya	16	50.00	211	54.03	873	50.97	0	0.00
Kotmale	6	100.00	425	74.35	306	51.31	0	0.00
Hatton	28	57.14	368	68.21	1095	44.84	0	0.00
Walapane	2	50.00	407	45.70	321	39.56	0	0.00
Hanguranketha	35	60.00	898	71.94	30	3.33	0	0.00
Galle	967	68.67	1045	59.62	14	100.00	10	40.00
Elpitiya	81	43.21	729	55.56	14	100.00	0	0.00
Ambalangoda	248	68.55	874	55.61	2	50.00	0	0.00
Udugama	12	25.00	1048	66.60	0	0.00	0	0.00
Matara	519	72.06	554	62.45	53	79.25	0	0.00
Akuerssa	30	53.33	341	56.30	26	80.77	0	0.00
Mulatiyana	42	57.14	805	61.49	7	57.14	0	0.00
Morawaka	32	56.25	586	66.38	0	0.00	0	0.00
Tangalle	177	40.11	780	57.82	0	0.00	0	0.00
Hambantota	62	41.94	704	53.27	5	60.00	0	0.00
Walasmulla	95	90.53	587	56.90	14	57.14	0	0.00

Jaffna	151	78.81	0	0.00	2104	73.72	0	0.00
Islands	0	0.00	0	0.00	372	49.73	0	0.00
Thenmarachchi	14	78.57	0	0.00	727	57.63	0	0.00
Valikamam	16	68.75	0	0.00	1891	60.18	0	0.00
Vadamarachchi	13	92.31	0	0.00	1263	62.47	0	0.00
Kilinochchi	0	0.00	0	0.00	1332	44.67	0	0.00
Mannar	2	100.00	0	0.00	636	54.40	19	57.89
Madu	0	0.00	0	0.00	159	53.46	0	0.00
Vavuniya	26	84.62	10	20.00	698	50.86	0	0.00
Vavuniya North	0	0.00	0	0.00	229	45.41	0	0.00
Mullaitivu	0	0.00	0	0.00	825	46.18	0	0.00
Thunukkai	0	0.00	0	0.00	361	34.35	0	0.00
Batticaloa	0	0.00	0	0.00	863	54.69	0	0.00
Kalkudah	0	0.00	0	0.00	798	54.51	0	0.00
Paddirippu	24	75.00	0	0.00	2376	60.77	0	0.00
Ampara	38	39.47	770	62.86	3	33.33	0	0.00
Kalmunai	2	100.00	3	0.00	962	62.79	0	0.00
Sammanthurai	2	50.00	0	0.00	380	70.00	67	89.55
Mahaoya	0	0.00	306	55.23	0	0.00	0	0.00
Dehiattakandiya	8	87.50	349	63.61	0	0.00	0	0.00
Akkaraipattu	37	72.97	0	0.00	1018	67.88	0	0.00
Trincomalee	41	80.49	51	47.06	861	68.06	0	0.00
Matur	0	0.00	0	0.00	1273	57.11	7	85.71
Kantale	0	0.00	577	48.70	53	32.08	0	0.00
Kurunegala	695	71.22	1364	68.40	163	46.01	0	0.00
Kuliyapitiya	288	75.00	1200	77.25	136	50.74	0	0.00
Nikaweratiya	65	56.92	1349	65.23	55	67.27	0	0.00
Maho	84	33.33	1196	61.20	26	19.23	0	0.00
Giriulla	174	62.64	718	74.23	320	73.75	0	0.00
Ibbagamuwa	90	74.44	959	63.30	76	52.63	0	0.00
Puttalam	13	69.23	822	55.96	710	65.63	0	0.00
Chilaw	332	70.18	1432	65.36	47	61.70	0	0.00
Anuradhapura	262	73.28	1340	57.76	79	70.89	4	100.00
Tambuttegama	15	53.33	779	60.46	0	0.00	0	0.00
Kekirawa	43	58.14	409	57.70	159	41.51	1	100.00
Galenbidunuwewa	0	0.00	713	54.28	22	13.64	0	0.00
Kebithigollewa	0	0.00	259	45.56	27	37.04	0	0.00
Polonnaruwa	80	46.25	201	61.69	119	60.50	0	0.00
Hingurakgoda	42	35.71	287	49.48	0	0.00	0	0.00
Dimbulagala	0	0.00	293	41.98	25	56.00	0	0.00
Badulla	158	66.46	1070	73.18	312	44.87	0	0.00
Bandarawela	201	65.67	771	77.17	312	33.97	0	0.00
Mahiyanganaya	0	0.00	866	50.23	0	0.00	0	0.00
Welimada	22	40.91	788	59.64	148	39.19	0	0.00
Passara	0	0.00	279	58.42	106	30.19	0	0.00
Monaragala	48	64.58	992	52.82	5	60.00	0	0.00



<b>Wellawaya</b>	7	57.14	1160	52.76	0	0.00	0	0.00
<b>Bibile</b>	9	44.44	589	55.52	24	75.00	0	0.00
<b>Ratnapura</b>	166	71.08	1708	66.16	99	65.66	0	0.00
<b>Balangoda</b>	68	55.88	1051	61.75	169	41.42	0	0.00
<b>Nivitigala</b>	14	57.14	512	55.47	40	15.00	0	0.00
<b>Embilipitiya</b>	48	60.42	799	55.32	119	38.66	0	0.00
<b>Kegalle</b>	358	71.79	2248	75.89	90	46.67	0	0.00
<b>Mawanella</b>	176	53.41	1230	71.71	325	69.23	0	0.00
<b>Dehiowita</b>	30	50.00	1230	61.95	283	33.57	0	0.00
<b>PIRIVENA</b>	36	55.56	131	50.38	89	100.00	20	100.00
<b>BLIND</b>	0	0.00	4	50.00	0	0.00		
<b>Island</b>	<b>16082</b>	<b>71.20</b>	<b>62064</b>	<b>62.79</b>	<b>31140</b>	<b>57.15</b>	<b>132</b>	<b>81.06</b>

Table 13

**G.C.E.(O.L.) Examination - 2006**  
**Performance Indices of Selected Subjects**  
**(Where over 10 candidates have appeared for the exam)**

**Ten Highest Performing schools in the Island**

Zone	School	No.Sat	Subjects						SCH IND
			ML	EL	MT	SC	RE	SO	
Colombo	CS/Devi Balika M.V., Colombo 08	256	81	86	87	84	85	84	84
Matale	MT/Govt. Science Vidyalaya, Matale	162	80	86	82	84	85	82	83
Gampaha	GM/Rathnawalie B.M.V., Gampaha	287	79	79	83	82	83	81	81
Colombo	CS/Visaka Balika M.V., Colombo 04	387	78	82	84	80	79	80	80
Kandy	K/ Girls High school, Kandy	373	78	82	81	82	82	80	80
Colombo	CS/ Musaeus college, Colombo7	438	72	82	87	77	77	76	78
Kandy	K/ Pushpadana Balika M.V., Kandy	251	77	80	79	77	78	80	78
Kandy	K/ Ranabima Royal college, Peradeniya	134	76	77	81	78	82	79	78
Kuliyapitiya	KP/ Kuliyapitiya M.M.V., Kuliyapitiya	296	73	78	78	78	77	80	77
Jaffna	J/ Wembady Girls' high School. Jaffna	301	71	87	72	81	74	77	77

**G.C.E.(O.L.) Examination - 2006**  
**Performance Indices of Selected Subjects**  
**(Where over 10 candidates have appeared for the exam)**

**Eleven Lowest Performing schools in the Island**

Zone	School	No.Sat	Subjects						SCH IND
			ML	EL	MT	SC	RE	SO	
Bibile	M/Thanbana K.V., Dambagalla	10	16	17	17	18	17	13	16
Matara	MR/ Dodampahala K.V., Dikwella	12	20	23	16	19	18	15	18
Anuradhapura	A/ Wannipalugollewa V., Anuradhapura	12	23	16	16	20	25	18	19
Polonnaruwa	PL/ Ambanganga Dakunu Ela V., Parakrama Samudraya	12	20	17	18	25	24	19	20
Matugama	KL/ Midalana K.V., Baduraliya	16	20	21	21	19	26	21	21
Matara	MR/ Kapugama K.V., Devinuwara	12	22	20	20	23	23	21	21
Monaragala	M/Bohitiya K.V., Dombagahawela	19	22	20	17	20	27	21	21
Gampaha	GM/ Indigolla Vijitha K.V., Gampaha	22	22	19	28	25	21	21	22
Tangalle	H/ Kendaketiya K.V., Tangalle	22	24	26	21	20	21	25	22
Kilinochchi	KN/ Iranativu R.C.T.M. School, Poonakary	16	35	28	20	20	16	18	22
Batticaloa	BT/ Thirumagal V., Panichchankerny	10	25	26	26	19	19	18	22

ML = Medium Language  
 EL = English Language  
 MT = Mathematics

SC = Science  
 RE = Religion  
 SO = Social Studies

SCH IND = School Index